

➔ Network Statement 2026



Validity period:
14 December 2025–12 December 2026

Index

- Glossary 6
- Version Control 9
- 1 General Information 10
 - 1.1 Introduction 10
 - 1.1.1 Bane NOR’s organisation 10
 - 1.1.2 Norway’s railway sector 10
 - 1.2 Purpose of the Network Statement 10
 - 1.3 Legal aspects 10
 - 1.3.1 Legal framework 10
 - 1.3.2 Legal status and liability 11
 - 1.3.3 Appeals procedure 11
 - 1.4 Structure of the Network Statement 12
 - 1.5 Validity period, updating, and publishing 12
 - 1.5.1 Validity period 12
 - 1.5.2 Updating 12
 - 1.5.3 Publishing 12
 - 1.6 Contacts 13
 - 1.6.1 Bane NOR 13
 - 1.6.2 OSS, Norway 13
 - 1.6.3 OSS, international 13
 - 1.7 Cooperation between European infrastructure managers and allocation bodies 14
 - 1.7.1 Rail freight corridors 14
 - 1.7.2 RailNetEurope and other international cooperation 14
- 2 Infrastructure 17
 - 2.1 Introduction 17
 - 2.2 Extent of network 17
 - 2.2.1 Limits 17
 - 2.2.2 Connecting railway networks 17
 - 2.3 Network description 19
 - 2.3.1 Line topology 19
 - 2.3.2 Track gauge 19
 - 2.3.3 Stations and nodes 19
 - 2.3.4 Loading gauge 19
 - 2.3.5 Weight limits 20
 - 2.3.6 Line gradients 20
 - 2.3.7 Maximum line speed 20

2.3.8	Maximum train lengths	20
2.3.9	Power supply	21
2.3.10	Signalling systems	22
2.3.11	Traffic control systems	22
2.3.12	Communication systems	23
2.3.13	Train control systems	24
2.4	Traffic restrictions	25
2.4.1	Specialised infrastructure	25
2.4.2	Environmental restrictions	26
2.4.3	Dangerous goods	27
2.4.4	Tunnel restrictions	27
2.4.5	Bridge restrictions	27
2.5	Availability of the infrastructure	27
2.6	Infrastructure development	28
3	Access Conditions	29
3.1	Introduction	29
3.1.1	Access conditions by section	29
3.2	General access requirements	30
3.2.1	Conditions for applying for capacity	30
3.2.2	Conditions for access to the railway infrastructure	31
3.2.3	Licences	31
3.2.4	Safety Certificate	31
3.2.5	Insurance	32
3.3	Contractual Arrangements	32
3.3.1	Framework conditions	32
3.3.2	Contracts with railway undertakings	32
3.3.3	Contracts with non-railway undertaking applicants	33
3.3.4	General terms and conditions	33
3.4	Specific Access Requirements	34
3.4.1	Rolling stock acceptance	34
3.4.2	Staff acceptance	35
3.4.3	Exceptional transport	35
3.4.4	Dangerous goods	35
3.4.5	Test trains and other special trains	35
4	Capacity Allocation	36
4.1	Introduction	36
4.2	General description of the process	36
4.2.1	The three phases of the capacity allocation process	36

4.2.2 Allocation of responsibilities related to capacity allocation	36
4.2.3 Information about available infrastructure capacity.....	37
4.2.4 Procedure for applying for infrastructure capacity.....	37
4.2.5 Requirements concerning the contents of applications	38
4.2.6 Content requirements for applications for capacity and services in service facilities.....	43
4.2.7 Long-term capacity planning.....	45
4.2.8 Annual capacity allocation.....	45
4.2.9 Operational capacity allocation	48
4.3 Reserving capacity for temporary capacity restrictions.....	49
4.3.1 General principles.....	49
4.3.2 Deadlines and information provided to applicants	51
4.3.3 Planning and accommodation of alternative transport.....	57
4.4 Impact of framework agreements.....	57
4.5 Path allocation process.....	57
4.5.1 Annual timetable path requests	58
4.5.2 Late annual timetable path requests	63
4.5.3 Ad hoc path requests	64
4.5.4 Coordination process.....	66
4.5.5 Dispute resolution process.....	67
4.5.6 Determined timetable.....	68
4.6 Congested infrastructure	68
4.6.1 Definition of congested infrastructure	68
4.6.2 Congested lines (in Norway)	68
4.6.3 Prioritisation criteria (in the event of congested infrastructure).....	69
4.6.4 Congested infrastructure process.....	70
4.6.4 Capacity analysis.....	70
4.6.5 Capacity improvement plan.....	71
4.7 Exceptional transport and dangerous goods.....	71
4.7.1 Exceptional transport.....	71
4.7.2 Dangerous goods	72
4.8 Rules after path allocation	72
4.8.1 Rules for path modification by the applicant.....	72
4.8.2 Rules for path allocation by Bane NOR.....	72
4.8.3 Rules for non-usage by the applicant.....	72
4.8.4 Rules for cancellation by the applicant.....	73
4.9 TTR for smart capacity management.....	74
4.9.1 Objectives of TTR	74
4.9.2 Process components.....	74

4.9.3 Implementation.....	75
4.9.4 TTR Pilot Project or early implementation of one or more TTR process components.....	76
4.10 Capacity allocation principles for the rail freight corridors.....	76
5 Services and Charges.....	77
5.1 Introduction.....	77
5.2 Charging principles.....	77
5.2.1 Introduction.....	77
5.2.2 Minimum access package.....	77
5.2.3 Access to services in service facilities and supply of services.....	78
5.2.4 Additional services.....	78
5.2.5 List of market segments.....	78
5.3 Minimum access package and charges.....	83
5.3.1 Content of the minimum access package.....	83
5.3.2. Method for calculating charges for the minimum access package.....	84
5.3.3 Minimum access package charges.....	87
5.4 Additional services and charges.....	88
5.4.1 Traction current (power supply for train operation).....	89
5.4.2 Preheating of passenger trains.....	90
5.4.3 Services for exceptional transport and dangerous goods.....	91
5.5 Ancillary services and charges.....	92
5.5.1 Other services.....	92
5.6 Financial penalties and incentives.....	96
5.6.1 Penalties for path modification.....	96
5.6.2 Penalties for path alteration.....	96
5.6.3 Charges for non-usage.....	96
5.6.4 Penalties for path cancellations.....	96
5.6.5 Incentives/discounts.....	97
5.7 Performance scheme.....	97
5.7.1. Bane NOR's performance scheme.....	97
5.7.2. Alternative transport compensation.....	105
5.8 Changes to charges.....	105
5.8.2 Other changes to charges.....	106
5.9 Billing Arrangements.....	106
5.9.1 Invoicing of the minimum access package.....	106
5.9.2 Invoicing of additional services.....	106
6 Operations.....	108
6.1 Introduction.....	108
6.2 Operational rules.....	108

6.2.1 Railway undertakings' obligation to apply TJN.....	108
6.2.2 Requirements for permanently available transport management.....	109
6.3 Operational measures.....	109
6.3.1 Principles.....	109
6.3.2 Operational guidelines.....	110
6.3.3 Disturbances.....	110
6.4 Tools for Train Information and Monitoring.....	112
6.4.1 TIS.....	112
6.5 Customer and traffic information system.....	113
7 Service Facilities.....	114
7.1 Introduction.....	114
7.2 Service facilities overview.....	114
7.3 Service facilities managed by Bane NOR.....	115
7.3.1 Common provisions.....	115
7.3.2 Passenger stations.....	116
7.3.3 Freight terminals.....	117
7.3.4 Marshalling yards and train formation facilities, including shunting facilities.....	123
7.3.5 Storage sidings.....	125
7.3.6 Maintenance facilities.....	128
7.3.7 Other technical facilities.....	130
7.3.8 Maritime and inland port facilities.....	133
7.3.9 Relief facilities.....	133
7.3.10 Refuelling facilities.....	134
Annexes.....	137

Glossary

Term	Definition
Applicant	Entities, such as railway undertakings, interested in infrastructure capacity allocation, as defined in Railway Regulations § 1-7 (p).
ARBIS	Bane NOR's electronic system for railway technical planning prerequisites (BTP).
Agreement on track access and use of services	(Abbreviation: AST) Agreement between Bane NOR and railway undertakings for the use of Bane NOR's railway network and services, as stipulated by the Railway Regulations § 10-1 and Network Statement Appendix 2.3.1.
BEST-K	Bane NOR's electronic system for applying for infrastructure capacity in the current timetable period (operational capacity allocation)
BEST-L	Bane NOR's electronic system used to apply for paths in the annual infrastructure capacity process.
Border station	The location where a cross-border railway connection transitions to another infrastructure manager's network. Used only for crossing national borders.
BTP	Railway technical planning prerequisites is information about planned infrastructure works that impact train operations.
Capacity allocation	An umbrella term covering the process of planning and allocating infrastructure capacity and access to service facilities, along with associated services.
Consultation on TCRs	A formal process involving dialogue between Bane NOR, stakeholders, and applicants about Temporary Capacity Restrictions (TCRs).
Coordination of TCR	Collaboration between Bane NOR and Trafikverket to manage TCRs affecting multiple railway networks.

Term	Definition
Exceptional transport	Trains requiring special handling due to weight, dimensions, or other unique conditions as defined in UIC Code 502.
ERA	The European Union Agency for Railways.
Designated TCR	A significant capacity restriction caused by infrastructure renewal or upgrades, designated as a planning prerequisite by Bane NOR.
FIDO	Bane NOR's electronic system for path distribution and announcements.
Firefighting train	Trainsets equipped with firefighting equipment designed to extinguish fires.
JBV	Norwegian National Rail Administration (Jernbaneverket) – The Norwegian governmental agency under the Ministry of Transport and Communications, replaced in 2017 by the Norwegian Railway Directorate and Bane NOR.
JDIR	The Norwegian railway directorate – Jernbanedirektoratet
KARI	Bane NOR's automatic customer and traffic information system. Integrates data from sources like timetables (TPS), traffic control systems (CTC), FIDO, GPS signals, and manual updates from railway undertakings.
National railway network	The network managed by Bane NOR, encompassing all Norwegian railway infrastructure.
Nasjonal transport plan	(Abbreviation: NTP) A parliamentary document outlining Norway's transport policy and strategic plans across all modes of transportation.
Operational capacity allocation	Allocation of residual capacity for the current timetable period.
ORV	Operational rules for traffic personnel

Term	Definition
OSS	One Stop Shop
Performance scheme	A system to improve performance as stipulated in the Railway Regulations § 6-6 and the Agreement on Track access and use of services (AST) Section 12.
Rail Freight Corridor	(Abbreviation: RFC) Designated international railway paths optimised for freight traffic.
RailNetEurope	(Abbreviation: RNE) A European organisation promoting international rail traffic coordination.
Rescue train	A train dispatched to recover another train stranded on the line.
Residual capacity	Available track capacity not allocated to train operations or track works in the established timetable.
Section description	(Abbreviation: SJN) A digital representation of the physical and technical characteristics of a specific railway section.
Service facilities regulations	Regulation implementing EU Regulation 2017/2177 on access to service facilities and rail-related services.
Statens jernbanetilsyn	(Abbreviation: SJT) The Norwegian railway authority.
TCR	The term temporary capacity restrictions refers to reductions in railway infrastructure capacity due to maintenance, construction, or unforeseen events.
TJN	Traffic rules for the railway network are the operational regulations governing train operations.
X-n and T-n deadlines	Refers to the number of months before the start of a new timetable period (X) or a TCR (T).

Version Control

Version	Date	Type of document
4.0	19 December 2024	Updated document (NO/EN)
3.0	13 December 2024	Published document (NO/EN)
2.0	8 November 2024	Document for approval (NO)
1.0	2 September 2024	Consultation document (NO)

1 General Information

1.1 Introduction

Bane NOR is the infrastructure manager for the Norwegian railway network and has prepared and published the 23rd edition of the Network Statement.

1.1.1 Bane NOR's organisation

Visit banenor.no to see Bane NOR's organisational chart and information about the company's leadership, ownership, and governance.

1.1.2 Norway's railway sector

Several public and private entities contribute to today's Norwegian rail services. You can find details on the division of responsibilities on the page [How the Railway is Organised at banenor.no](https://banenor.no).

1.2 Purpose of the Network Statement

The Network Statement provides railway undertakings and other applicants with essential information on accessing and using the Norwegian railway network, as well as other rail-related services.

The Network Statement includes a main document describing the infrastructure and general conditions for operating on the railway network, along with [annexes](#) offering additional detailed information and links to publications and relevant websites.

1.3 Legal aspects

1.3.1 Legal framework

The requirement to prepare and publish the Network Statement is based on Regulation 30 June 2021 no. 2315 concerning railway operations, service facilities, charges, and capacity allocation (Railway Regulations) § 5–1. Specific requirements for content are found in § 5–2.

Requirements for access to and use of the Norwegian railway network, including other rail-related services, are provided by the Railway Regulations and supplementary regulations pursuant to § 1–5 (1).

Acts and regulations

Norwegian acts and regulations regarding railways are available on the Norwegian Railway Authority website sjt.no. Some of the acts and regulations have been translated into English. These translations are not official.

Other Norwegian acts and regulations are available on lovdata.no.

sjt.no

lovdata.no

1.3.2 Legal status and liability

1.3.2.1 Legal status

According to § 5-1 of the Railway Regulations, the information in the Network Statement is binding for the infrastructure manager. This includes annexes and websites that are part of the Network Statement but not other documents or websites referenced within.

The Network Statement is published in both Norwegian and English, with identical content in both versions. If there is a discrepancy between the two, the Norwegian text takes precedence.

Several references are made to Norwegian legislation and Bane NOR's traffic rules; these are only available in Norwegian.

1.3.2.2 Liability

Bane NOR ensures the accuracy of information in the Network Statement. Updates during its validity period will follow the procedures in Chapter 1.5.2.

Bane NOR aims to provide services in line with the performance standards described in the Network Statement. Information on planned changes beyond the validity period may be included (see Chapter 1.5), but this is non-binding for Bane NOR.

The Network Statement may refer to other documents published by Bane NOR. If Bane NOR makes changes to such documents that affect the rights or obligations of railway undertakings, these changes will be sent for consultation with railway undertakings before implementation.

1.3.3 Appeals procedure

Applicants who feel they have been unfairly treated, discriminated against, or otherwise had their interests infringed may, under § 11-3 of the Railway Regulations, appeal to the Norwegian Railway Authority (Statens jernbanetilsyn – SJT). This applies particularly to decisions by the infrastructure manager, railway undertakings, or service facility operators regarding:

- a.** Draft and final versions of the Network Statement
- b.** Criteria established in the Network Statement
- c.** The allocation process and its outcome
- d.** The charging scheme
- e.** The level or structure of infrastructure charges
- f.** Access arrangements under §§ 2–1, 2–2, 2–4, and 2–5
- g.** Access to services, collection of charges, and payment for services as per § 13–2 and Chapter 4
- h.** Traffic management
- i.** Planning of renewals and planned or unplanned maintenance
- j.** Compliance with §§ 3–4 to 3–7
- k.** Framework agreements.

Under § 11–3 (2) of the Railway Regulations, the SJT is required to inform affected parties of its decision within six weeks of receiving all relevant information.

1.4 Structure of the Network Statement

RailNetEurope (RNE) has compiled a common framework for the structure and content of the Network Statement (the Network Statement Common Structure). This Network Statement has been prepared in accordance with the Network Statement Common Structure for 2026.

Network Statement Common Structure

Common Structure for 2026, approved 31 May 2024, can be downloaded from RNEs website.

[Network Statement Common Structure 2026](#)

1.5 Validity period, updating, and publishing

1.5.1 Validity period

Network Statement 2026 is applicable for:

- access to and use of infrastructure, delimited by Timetable 26
- processing of capacity-intensive programmes for Timetable 26; this is also applicable if processing takes place before the start of Timetable 26.

The Network Statement is published 12 months prior to the timetable period to which it applies and is valid for one timetable period.

Timetable 26 commences on Sunday 14 December 2025 and ends on Saturday 12 December 2026. These dates have been established in accordance with the provisions set out in the Railway Regulations.

1.5.2 Updating

Bane NOR will use a supplement to Network Statement 2026 to announce any amendments or additions occurring after the publication of this Network Statement. See [Change Log](#).

Amendment of a public regulation referred to in the Network Statement will only be announced by means of a supplement to the Network Statement if:

- the amendment is not published in [Norsk Lovtidend](#)
- the amendment may lead to restrictions in the use of railway infrastructure according to the minimum access package, see the Railway Regulations, Section 4–1. See also Chapter 5.3.

1.5.3 Publishing

Network Statement 2026 and annexes will be available both as a printable PDF version and electronically on the Bane NOR website, where it can be downloaded for free.

The Network Statement will be sent free of charge to railway undertakings that have a valid Agreement on track access and use of services (AST) with Bane NOR.

The annual publication of the Network Statement is announced in Norsk Lysningsblad and EU official journals.

1.6 Contacts

1.6.1 Bane NOR

Bane NOR can provide railway undertakings with more detailed information on topics referred to in Network Statement 2026 upon request.

Contact Bane NOR SF

E-mail postmottak@banenor.no

Address

Postal address: Postboks 4350, N-2308 HAMAR

Visiting address: Schweigaards gate 33, 0191 Oslo

Website: banenor.no

1.6.2 OSS, Norway

Infrastructure managers and supervisory authorities in the EU have jointly created a One Stop Shop function (OSS) that acts as a network of contacts within RNE. A railway undertaking may get in touch with an OSS with a view to applying for infrastructure capacity in an international rail network, and the OSS will then start the entire international coordination process.

The OSS will work on the basis of contact with a railway undertaking and after a meeting with the managers involved,

1. coordinate the handling of capacity-intensive applications for each requested international track line within RNE in such a manner as to ensure that the applications are included correctly in the annual capacity allocation process
2. safeguard the customer's optimum infrastructure capacity for the entire international route. Coordination of this process will mainly be carried out by means of simulation with RNE's PCS system.

Contact Bane NOR's OSS

Telephone [05280](tel:05280) / [+47 22 45 50 00](tel:+4722455000)

E-mail ruteplan@banenor.no

Address

Postal address: Postboks 4350, N-2308 HAMAR

Visitor address: Schweigaards gate 33, 0191 Oslo

1.6.3 OSS, international

On [RNE's webpage](#), you can find an overview of international OSS.

1.7 Cooperation between European infrastructure managers and allocation bodies

1.7.1 Rail freight corridors

Regulation 913/2010/EU concerning the establishment of a European rail network for competitive freight entered into force in Norwegian law on 17 February 2014. This Regulation requires the member states to establish international, market-oriented rail freight corridors in order to meet the following targets:

- strengthen cooperation between infrastructure managers in important areas such as allocation of train paths, interoperability, interoperable systems and infrastructure development
- find the right balance between freight and passenger services along the freight corridors, provide sufficient capacity for freight in compliance with market needs, and ensure that common punctuality targets for freight trains are met
- promote intermodality between railways and other forms of transport by integrating terminals in the corridor management process

Bane NOR is participating in freight corridor 3 [Scandinavian-Mediterranean Rail Freight Corridor \(ScanMed RFC\)](#) together with Banedanmark, DB Netz, RFI, the Swedish Transport Administration, ÖBB Infrastruktur and the Øresund Bridge.

[Ten international rail freight corridors \(RFCs\)](#) have been established in the EU's rail network. For further details, see [RNE's website](#).

1.7.2 RailNetEurope and other international cooperation

RailNetEurope

RailNetEurope (RNE) is a common European organisation that works to facilitate international services.

[RailNetEurope](#)

RailNetEurope (RNE) was created in January 2004 at the initiative of a number of European infrastructure managers that wished to establish a common European organisation in order to facilitate international services. To achieve this objective, RNE offers its members, railway undertakings, applicants and other stakeholders solutions and support with regard to compliance with the European legal framework. This involves developing and harmonising international railway processes, templates, handbooks and guidelines. It also involves developing the necessary IT tools that are streamlined and harmonised.

1.7.2.1 RNE tools

Path Coordination System (PCS)

PCS is an international coordination system for applying for train paths for railway undertakings and other applicants, infrastructure managers, allocation bodies and rail freight corridors. The Internet-based application optimises coordination of international train paths by ensuring that queries and tenders are harmonised with all parties involved. PCS is the only tool for publishing allocated train paths and residual capacity, and for administering international track queries for the rail freight corridors (RFCs).

PCS can be accessed for free. If you would like a user account, please send your enquiry to RNE PCS Support.

RNE PCS Support

E-mail support.pcs@rne.eu

Website: Read more about [PCS on rne.eu](#)

Charging Information System (CIS)

CIS is an infrastructure charges information system for applicants, supplied by infrastructure managers and allocation bodies. This Internet-based application provides quick information and indications of costs related to the use of European railway infrastructure, as well as estimating the charges for using international train paths.

CIS can be accessed for free, and users do not need to register.

RNE CIS

E-mail support.cis@rne.eu

Website: Read more about [CIS on rne.eu](#)

1.7.2.2 OSS

One Stop Shop (OSS) is a network of contact points representing infrastructure managers operating international services. They constitute a single point of contact for railway services for the entire international route, from the first queries linked with access to the infrastructure to international queries and performance assessment following the running of a train.

A list of OSS contacts in Europe is available on [RNE's website](#).

Contact Bane NOR's OSS

E-mail ruteplan@banenor.no

1.7.2.3 Other international forums

In addition to what is mentioned in Chapters 1.7.1 and 1.7.2, Bane NOR also participates in the following international organisations and forums:

European Rail Infrastructure Managers (EIM)

European Rail Infrastructure Managers (EIM) is an organisation for independent infrastructure managers, established in 2002. EIM's work focuses on two principal areas: transport policy lobbying aimed at EU legislative bodies and technical work aimed at the ERA. EIM is one of the organisations that are entitled to appoint specialists to the ERA working groups and the organisation has a number of technical "shadow working groups" reflecting the ERA groups.

EIM currently has 16 members, of which 11 are national infrastructure managers. The organisation is headquartered in Brussels.

More information on [EIM's website](#).

Platform for Rail Infrastructure Managers in Europe (PRIME)

Platform for Rail Infrastructure Managers in Europe (PRIME) is a coordination forum for collaboration between the European Commission and the two lobbying organisations for infrastructure managers (EIM and CER). The forum holds two plenary meetings each year at senior management level and has a number of working groups relating to issues within technology, safety and finance. PRIME is led by the Commission c/o DG MOVE.

More information on [PRIME's website](#).

The International Union of Railways (UIC)

Union internationale des chemins de fer, or the International Union of Railways (UIC), is a global organisation headquartered in Paris, established in 1922. UIC possesses considerable expertise and today the organisation predominantly works on research projects in order to contribute to the development of standards and technical solutions for the railway sector.

More information on [UIC's website](#).

Nordic Infrastructure Managers (NIM)

Nordic Infrastructure Managers (NIM) is a loosely organised collaboration between infrastructure managers and railway authorities in the Nordic countries. The organisation holds an annual meeting at senior management level and has a number of technical collaboration groups linked to various specific issues. The organisation does not have a fixed secretariat or head office but the presidency rotates between the members for one year at a time.

NIM does not have its own website but for further information, contact Bane NOR via email at international@banenor.no.

2 Infrastructure

2.1 Introduction

This part provides an overview of Bane NOR's railway infrastructure and related facilities accessible to those authorised to operate on the network. Here, you will find essential information to plan your train operations, whether representing an existing railway company or a new entrant.

For detailed infrastructure information, refer to the website [Infrastructure on banenor.no](https://www.banenor.no). Additional information can also be found in the [Register of Railway Infrastructure \(RINF\)](#), which supplements the information provided here.

Note that the Network Statement does not provide enough technical infrastructure information for vehicle specification, design, or compatibility with Bane NOR's network. For such details, consult Bane NOR's [Technical Regulations, Supplementary Information, and Regulations, Chapter 1](#).

Regarding private railway infrastructure connected to Bane NOR's network, information is included only where accessible to Bane NOR.

2.2 Extent of network

2.2.1 Limits

The geographic scope and limits of the railway network are shown on route maps in [Annex 2.2.1 Line maps](#).

2.2.2 Connecting railway networks

2.2.2.1 National border crossings

There are four border crossings between Norway and Sweden, as outlined in the table below (see also [Annex 2.2.1 Line maps](#)). None of the crossings require a change in track gauge, but crossing the national border does involve a switch in visual signalling systems.

Border station	Line
Riksgränsen (SE)	Ofotbanen
Storlien (SE)	Meråkerbanen
Charlottenberg (SE)	Kongsvingerbanen
Kornsjø (NO)	Østfoldbanen

Contact Trafikverket

Telephone

[+46 77 117 18 19](tel:+46771171819)

E-mail

trafikverket@trafikverket.se

Address

Röda vägen 1, S-781 89 BORLÄNGE,
SE

Nettsted: trafikverket.se.

Contact Norwegian Customs

Telephone

[+47 228 60 312](tel:+4722860312)

E-mail

tad@toll.no

Address

PB 8122 Dep., N-0032 OSLO, NO

Website: toll.no.

2.2.2.2 Connected networks, including private railways, port tracks, freight terminals, and sidings

In Norway, there is only one main railway network; this is managed by Bane NOR. Beyond this network, there is minimal privately-owned track, most of which is linked to Bane NOR's network and thus included in the Network Statement.

Passing through connection points on the Norwegian railway may require adjustments in loading gauge, axle load, power supply systems, and signalling systems.

For additional information on connected tracks and lines, see [Annex 2.2.2.2 Connecting Railway Networks](#). For details on sidings, see [our overview of sidings](#).

In cases where sidings have been unused for extended periods, Bane NOR may remove the switch connecting them to the main network. Railway companies wishing to re-establish these connections should contact Bane NOR.

Contact Bane NOR

E-mail postmottak@banenor.no

2.2.2.3 Additional information

For details on the technical specifications of the railway network relevant to vehicles, see Technical Regulations, Supplementary Information, and Regulations. For a geographic overview of infrastructure characteristics, you can consult Bane NOR's infrastructure database, Maximo. To request information from this database, contact Bane NOR's OSS.

For more information on (private) sidings, see [our overview of sidings](#).

Contact Bane NOR OSS

E-post oss@banenor.no

2.3 Network description

2.3.1 Line topology

The railway network is mostly single-track; however, double tracks have been established on most sections near Oslo. Parallel railway lines are only present on a few sections; for more information, see [Annex 2.2.1 Line maps](#).

2.3.2 Track gauge

The track gauge on the railway network, as well as associated public and private tracks, is exclusively 1435 millimetres (4' 8½").

2.3.3 Stations and nodes

For an overview of stations and nodes on the Norwegian railway, see [Annex 2.2.1 Line maps](#) or [Bane NOR's section description](#). For information about a specific station, including track table and track plan, see [our overview of stations](#).

Bane NOR's graphic schedules ([Daglige rutegrafer](#)) provides valuable insight into traffic flow and capacity utilisation at stations and nodes on the railway network. It shows which trains use specific tracks at different times of the day and can contribute to better planning of resources and logistics around key stops.

2.3.4 Loading gauge

International Operating Profiles

All lines with regular traffic can be operated according to the static and kinematic specifications of the following international reference profiles:

- G1 (UIC 505-1/prEN 15273-1)
- GA (UIC 505-1/prEN 15273-1)
- GB (UIC 505-1/prEN 15273-1)

Combined transport according to UIC 596-6

The permissible dimensions for combined transport (Combined Transport Profile Number, CTPN) for each line are shown in [Annex 2.3.4.1 International loading gauge](#).

International loading gauges for containers and semitrailers, up to P/C 410, and up to P/C 80, and so forth are applicable on the lines shown in [Annex 2.3.4.1 International loading gauge](#).

National gauges

To ensure maximum utilisation of the Norwegian infrastructure, in particular the curve deflection according to which our lines are constructed, the following national gauge has been established:

Dynamic Reference Profile NO1

The Dynamic Reference Profile NO1 prEN 15273 and its applicable conditions are detailed in [Annex 2.3.4.2 Dynamic gauge](#). This profile applies to all lines with regular traffic.

Static wagon gauge with extra height

Multipurpose Wagon Profile: Designed for tall, closed wagons equivalent to “multipurpose”. May be used for all kinds of rolling stock on the line sections and under specific conditions listed in [Annex 2.3.4.3 Multipurpose wagon gauge](#).

For transport that exceeds the specified operating profiles, an application for exceptional transport must be submitted to Bane NOR's exceptional transport unit. For more information on exceptional transport, see Chapter 4.7.1.

Contact Bane NOR's exceptional transport unit (Spesialtransport)

E-mail spesialtransporter@banenor.no

2.3.5 Weight limits

2.3.5.1 Axle load

See the map in [Annex 2.3.5.1 Axle load](#) for information about superstructure class, axle load, and maximum speed.

For information on maximum permitted axle load concerning the load-bearing capacity of bridges, see [Technical Regulations, Axle loads and linear loads in relation to bridge load capacities](#).

2.3.5.2 Weight per metre

See the map in [Annex 2.3.5.2 Metre weight](#) for information about the maximum permissible linear load according to line classification.

2.3.6 Line gradients

See [Annex 2.3.6 Line gradients](#) for a tabular summary of determinative gradients.

2.3.7 Maximum line speed

According to the traffic rules for the rail network, the maximum speed limit for passenger trains is 210 km/h, and 100 km/h for freight trains. For an overview of speed profiles by line, see [Annex 2.3.7 Line speed](#).

2.3.8 Maximum train lengths

The train lengths permitted for each line and train path are determined as part of the capacity allocation process.

The maximum length depends on a number of things, including the length of passing tracks, as well as platforms where passenger trains will stop for boarding and leaving trains.

2.3.9 Power supply

Bane NOR provides electrical power for train traction and heating. For a map of all electrified lines in Norway, see [Annex 2.3.9 Electrified lines](#).

Bane NOR owns and operates refuelling facilities for diesel. For more information, see [Annex 7.3.10 Refuelling facilities](#).

2.3.9.1 Voltage and frequency

The nominal system voltage is 15,000 volts (AC) for all electrified lines, with a nominal frequency of 16 2/3 Hz.

The railway power supply is typically characterised by a large distance between feed points and small, distributed converter stations.

For trains with inverter traction systems, experience shows that software developed for the same equipment in continental Europe often requires optimisation to ensure proper train functionality and to avoid unacceptable power fluctuations between the train and the power supply.

For more information, see [Technical Regulations, Supplementary Information and Regulations, Chapter 8](#).

2.3.9.2 Maximum train current

Power consumption

The railway power supply is divided into capacity classes:

- not electrified
- class C1: I_{max} 900A
- class C2: I_{max} 700A
- class C3: I_{max} 450A.

For more information, see Map 3 Overview of maximum train current/power consumption in [Annex 2.3.9 Electrified lines](#).

On certain sections, available electrical power may constitute a capacity constraint. For classes C1 and C2, this is primarily relevant under specific conditions that reduce capacity. For class C3, such limitations may also apply during normal operation.

In cases of low voltage, the driver is expected to further limit power draw. This is particularly important for trains without automatic current limitation according to EN 50388, in cases of low contact line voltage.

Regenerative brake current

The railway power supply is also divided into capacity classes for regenerative braking:

- not electrified
- class B3: 500A (8MW)
- class B4: 300A (5MW).

For more information, see Map 4 Overview of maximum train current/regenerative braking in [Annex 2.3.9 Electrified lines](#).

2.3.9.3 Overhead line – height and horizontal displacement

The height of the contact wire varies from 4700 to 6200 mm. Some sections of the network have a higher minimum height. For further details, please contact Bane NOR.

The nominal displacement of the contact wire from the track centre is 400 mm, with a maximum of 700 ± 50 mm in unfavourable wind conditions for older overhead line installations and 550 ± 30 mm for newer installations.

The clearance profile for pantographs is provided in:

- [Technical Regulations, Book 540, Chapter 6, Section 3.4](#)
- [Technical Regulations, Book 542, Chapter 5, Annex Clearance profile for pantographs and E-Dimensions](#)

2.3.9.4 Pantograph contact pressure

Limits for the forces between pantograph and contact wire are provided in [Technical Regulations, Book 542, Chapter 5](#).

Limits for the aerodynamic balancing of pantographs are specified in [Technical Regulations, Supplementary information and regulations, Chapter 8, Appendix E](#). Overhead line installations are designed to withstand a wind load of up to 30 m/s perpendicular to the line. Some exposed sections are designed for a maximum wind load of 37 m/s perpendicular to the overhead line.

Where multiple active pantographs are present on a trainset, the number and spacing of these may determine the permitted operating speeds. Specific approval from Bane NOR is required for each line section.

Additional provisions can be found in [Technical Regulations, Supplementary information and regulations, Chapter 8, Appendix E](#).

2.3.10 Signalling systems

According to Chapter 8 of the Traffic Rules for the Railway Network, the signalling system ensures safe train operations. These systems, which include signals, interlocking systems, and block systems, provide trains with information about when they may proceed on a given section.

Signalling systems inform trains when they can continue on a specific section. The interlocking systems ensure that trains receive a safe route. Before signals can display a proceed aspect, the train route is checked to ensure that the track is clear of other trains, that signals in the opposite direction display stop, and that all switches are properly set.

2.3.11 Traffic control systems

Traffic management on the railway network is regulated by the Traffic Rules for the Railway Network. For a detailed understanding of these rules, particularly regarding how traffic is managed, see Traffic Rules for the Railway Network, Chapter 5.

For an overview of the areas covered by train dispatchers and the locations of traffic control centres, refer to [Annex 2.3.11 Traffic control areas](#).

2.3.11.1 Sections with centralised traffic control

Centralised traffic refers to systems where train traffic is monitored and controlled electronically from a traffic control centre. At these centres, train dispatchers, who monitor traffic across large areas, have full visibility of train movements at multiple stations simultaneously. This setup enables efficient and safe train traffic management. In Norway, most railway sections use centralised traffic control, meaning they are supervised from such centres.

The two operating forms using remote/centralised traffic control are

- sections with centralised traffic control
- sections with ERTMS.

In sections with centralised traffic control, permission to proceed is issued using proceed signals on the main signal. The onboard staff on a passenger train is responsible for verifying the proceed signal, which requires both section knowledge and competency. This responsibility is further described in TJN, Section 6.8 No. 4.

In sections with ERTMS (European Rail Traffic Management System), permission to proceed is issued directly to the driver through the train's Driver Machine Interface (DMI). In these cases, the onboard staff does not need to verify the proceed signal.

For more information about sections with centralised traffic control operating modes, see [Annex 2.3.13 Automatic train control systems](#).

The deployment of ERTMS (Baseline 3, Version 3.6.0) follows the national signal plan.

National signal plan 2023

[Read Nasjonal signalplan on banenor.no](#)

2.3.11.2 Sections with announcements

Some lines still have a system using manual announcements. This system means that a train dispatcher at one station has to make contact by telephone with a colleague at the next station before the train is permitted to leave the station. This ensures that there are never two trains on the same block section at the same time. This line is now reserved for this train and no other activity is permitted until this train has arrived at the next station. The order of the trains is determined by the timetables and the driver has a duty to be aware of the presence of any crossing trains. Changes may be determined by the train controller and communicated in accordance with the rules set down in TJN.

For more information about sections with centralised traffic control operating modes, see [Annex 2.3.13 Automatic train control systems](#).

2.3.12 Communication systems

According to the Traffic Rules for the Railway Network, Chapter 2, Section III, communication between trains and traffic control centres is regulated. Bane NOR uses GSM-R as the primary communication system for this purpose, which is standard practice for safe operations on the Norwegian railway network.

For transferring diagnostic data from trains to maintenance systems, commercial mobile networks are used to provide the necessary connectivity and data transmission outside the GSM-R system.

Communication between train dispatcher, station manager, and driver is conducted in Norwegian.

For more detailed information about Bane NOR's communication systems and their functions, see [Annex 2.3.12 Communication systems](#).

2.3.13 Train control systems

Sections with centralised traffic control and routes with ERTMS have automatic speed monitoring in place, and trains must be equipped with onboard equipment for speed monitoring in order to operate on these routes.

- **Sections with centralised traffic control: ATC** = Automatic Train Control.
- **Sections with ERTMS: ETCS** = European Train Control System.

2.3.13.1 ATC

The element of the signalling system on sections featuring centralised traffic control that monitors the train's speed and activates the train's brakes if the speed limit is exceeded. ATC may be FATC (full speed monitoring) or DATC (partial speed monitoring). The functionality of DATC is limited to driving against the main signal when on 'Stop', excess speed across the first switch on the train entry route, individual speeds across deviating switches on train exit routes, and any temporary speed restrictions codes into balises deployed for this purpose.

Approximately 90% of all ATC routes have partial ATC equipment (DATC), and approximately 10% of all ATC routes have full ATC equipment (FATC).

To see which lines are equipped with ATC, see [Annex 2.3.13 Automatic Train Control Systems](#).

2.3.13.2 ERTMS Level 2 (ETCS)

On lines equipped with ERTMS Level 2, a running permit and velocity profile are sent from the safety installations to the train via GSM-R. In normal driving mode (FS/OS), a train cannot run without having received a running permit. The train brakes automatically if the permitted speed is exceeded. If a train exceeds its End of Authority (EoA), the train is automatically brought to a halt.

FS = Full Supervision

OS = On-Sight

EoA = End of Authority

For more information, see [Annex 2.3.13.2 Communication for ERTMS](#).

2.3.13.2.1 Train detection

To prevent axle counter faults, only trains compatible with ERA/ERTMS/033281 may be used.

Please refer to the [Technical Regulations, Rolling Stock 8.4.2.6 Axle counter systems](#) and TS 50238-3:2019 for specific technical compatibility requirements between trains and axle counters.

2.3.13.2.2 Diagnostics

Bane NOR intends to use diagnostic data from trains in connection with the targeted and efficient operation and maintenance of infrastructure for increased availability. Implicitly, this involves the sharing of data concerning vehicles with Bane NOR. For more information, see [ATS, Annex 2](#).

2.4 Traffic restrictions

2.4.1 Specialised infrastructure

Pursuant to Railway Regulations § 8-8, the following applies:

2.4.1.1 Gardemobanen

Restrictions at Romeriksporten (tunnel)

Freight trains carrying dangerous goods are not permitted to enter Romeriksporten when there are passenger trains in the tunnel.

Restrictions in culverts at Gardermoen Station

Scheduling of freight trains to pass through the culverts at Gardermoen Station (Oslo Airport) must not be included in the annual timetable. Freight trains must present as few obstacles as possible to other rail traffic scheduled in the timetable.

2.4.1.2 Østfoldbanen, Eastern line

As of the third quarter of 2015, the Ski–Mysen–Sarpsborg section has been equipped with ERTMS Level 2 and version 2.3.0d of the system is being used. Only rolling stock with an ERTMS onboard system compatible with ERTMS version 2.3.0d will be granted approval to run on this line.

2.4.1.3 Gjøvikbanen nord

The section from the departure point of Roa Station to Gjøvik Station was opened with ERTMS Level 2, version 3.4.0, on 17 October 2024. Only rolling stock equipped with onboard ERTMS compatible with this version is permitted to operate on this section. Additionally, there is a usage restriction for Type 72 trains, which are not allowed on this section even if they have been retrofitted with onboard ERTMS compatible with the version in use. This is because this train type is not compatible with the axle counter system on the section.

2.4.1.4 Vestfoldbanen

From August 2026, implementation of ERTMS Level 2, version 3.6.0, on the section from the departure point of Drammen Station to the entry point of Sem Station. After the ERTMS implementation date, only rolling stock with onboard ERTMS compatible with this version will be permitted to operate on this section. Additionally, there is a usage restriction for Type 72 trains, which are not allowed on this section even if they are retrofitted with onboard ERTMS compatible with the version in use. This is because this train type is not compatible with the axle counter system on the section.

2.4.2 Environmental restrictions

2.4.2.1 Noise

Noise restrictions are specified by general Norwegian legislation, see the Neighbours Act, the Pollution Control Act and the Planning and Building Act in particular.

Further provisions concerning noise restrictions and other environmental conditions are included in [AST, Section 10.2.6.3](#).

Among other things, local noise restrictions mean that whistles must not be sounded at certain level crossings during the night. These level crossings are signposted.

Out of consideration for neighbours and to reduce noise, Bane NOR requires trains with Eco mode to activate such a mode during stabling. Any need to deviate from this requirement must be clarified with Bane NOR.

In connection with the acceptance of vehicles, noise requirements will be a part of the rolling stock acceptance process, see Chapter 3.4.1. See also Regulations relating to threshold values for noise.

Regulations relating to the threshold values for noise

lovdata.no

2.4.2.2 Discharge from toilets

According to the Railway Vehicle Regulations, Annex 6.2.1.1, the use of open toilet systems in railway vehicles is not permitted.

2.4.2.3 Environmental hazards

2.4.2.3.1 Lines vulnerable to landslides and avalanches

Due to the topography in Norway, parts of the rail network are vulnerable to landslides and avalanches of various kinds. The greatest risk of incidents is associated with high emergency response levels resulting from inclement weather conditions with large amounts of precipitation. Regional landslide/avalanche warnings via varsom.no and local landslide/avalanche warnings for railway lines indicate the risk of incidents.

In Bane NOR's [section description for the rail network \(SjN\)](#), the lines most vulnerable to landslides/avalanches have been listed.

Trains operating on these lines must run at on-sight speed if the train radio is roaming via Telenor. Landslide/avalanche detection systems are installed on the most exposed lines. For further details, see [Annex 2.4.2.3.1 Sections vulnerable to landslides](#).

2.4.2.3.2 Collisions with animals

In rural areas, collisions with animals on the track may often occur at certain times of year. These animals are primarily elk and reindeer. For further details, see [Annex 2.4.2.3.2 Animal Collisions](#).

2.4.2.3.3 Lines vulnerable to wind

The overview (below) indicates where the strongest winds have been measured (from the nearest weather station), in locations less than 20 km from the railway. This must be taken into account when securing loads.

Report on Lines Vulnerable to Wind in Norway

Download the report from Bane NORs route description of the railway network (SJN).

[Rapport om vindutsatte strekninger i Norge](#)

2.4.3 Dangerous goods

There are no restrictions except those mentioned in Chapter 2.4.4 below.

2.4.4 Tunnel restrictions

- The transport of *dangerous goods*, in accordance with RID regulations, hazard classes 1-9, is not permitted in Romeriksporten when there are passenger trains in the tunnel.
- Freight trains should not be scheduled to pass through the culvert at Gardermoen Station (Oslo Airport) in the annual timetable.
- To minimise exhaust emissions in tunnels, drivers are advised to maintain the most consistent driving speed possible.

For a national map of tunnels, see [Annex 2.4.4 Tunnels](#).

2.4.5 Bridge restrictions

Bane NOR has two bridges with special rules for passing trains: the Skansen and Nidelven bridges, both included under Trondheim Station.

Train traffic takes priority over ship traffic. Indicative opening hours for shipping are advertised locally in the daily press when a timetable and local shunting plan have been prepared and actioned by Bane NOR.

Trondheim Port bridge opening hours

trondheimhavn.no

2.5 Availability of the infrastructure

All railway lines are generally open for train traffic around the clock.

Any regular closures or restrictions due to inspections and maintenance work are planned and reported by Bane NOR. These closures or restrictions are incorporated into the annual and operational capacity allocation, which is further detailed in Chapter 4.3 on capacity allocation for temporary capacity restrictions.

On lines with announcements, where stations are staffed by dispatchers as needed, staffing and opening hours may depend on capacity needs reported during the annual and operational capacity allocation.

2.6 Infrastructure development

A summary of planned infrastructure measures and the need for track access for the next four years can be found on the Bane NOR customer portal, see [Bane NOR's webpage Banetekniske planforutsetninger](#).

For a summary of long-term infrastructure development, please see

- [The railway sector's action programme 2018–2029](#).
- [The White Paper on the National Transport Plan 2022–2033, St. meld. 20 \(2020 – 2021\)](#).

3 Access Conditions

3.1 Introduction

This part provides an overview of the conditions and requirements for access to Bane NOR's railway network, including the legal and administrative conditions that must be met to use the infrastructure. The aim is to ensure that anyone wishing to operate on the network has the necessary information to plan and conduct train operations in compliance with current regulations.

Acts and regulations

Norwegian acts and regulations regarding railways are available on the Norwegian Railway Authority website sjt.no. Some of the acts and regulations have been translated into English. These translations are not official.

Other Norwegian acts and regulations are available on lovdata.no.

sjt.no

lovdata.no

3.1.1 Access conditions by section

3.1.1.1 COTIF

Norway is a party to the Convention concerning International Carriage by Rail (COTIF), an international agreement that regulates the transport of goods and passengers by rail between member countries. This agreement is incorporated into Norwegian law through the COTIF Act.

CIM lines and CIV lines: On the Norwegian railway network, COTIF regulations apply to all railway lines. This means that both goods (under CIM rules) and passengers (under CIV rules) are transported in accordance with the COTIF agreement.

[The Intergovernmental Organisation for International Carriage by Rail \(OTIF\)](#), which administers COTIF, maintains updated lists of all railway and ferry lines where CIM and CIV rules apply to international rail transport. These lists are available through OTIF to ensure that railway transport operators have access to current information on the lines covered by the agreement.

3.1.1.2 TEN – the trans-European conventional railway system

The Norwegian part of the trans-European conventional rail network includes the following lines:

- Østfoldbanen (Oslo–Moss–Kornsjø)
- Vestfoldbanen (Oslo–Drammen–Skien)
- Bratsbergbanen (Nordagutu–Skien)
- Kongsvingerbanen (Oslo–Kongsvinger–Charlottenberg)
- Sørlandsbanen (Oslo–Hokksund–Stavanger)
- Bergensbanen (Oslo–Hokksund–Hønefoss–Bergen) (Oslo–Roa–Hønefoss)
- Dovrebanen (Oslo–Dombås–Trondheim)
- Meråkerbanen (Trondheim–Storlien)
- Nordlandsbanen (Trondheim–Bodø)
- Ofotbanen (Narvik–Vassijaure)

3.2 General access requirements

The conditions for operating on the Norwegian railway network are established in Chapter 2 of the Railway Regulations.

3.2.1 Conditions for applying for capacity

To apply for railway infrastructure capacity in Norway, an organisation must meet certain criteria:

1. **Railway undertakings:** Companies licensed to operate on the Norwegian railway network, provided they hold both a licence and a safety certificate for the relevant type of transport and line.
2. **Companies in the process of approval:** Companies that have not yet received a licence and safety certificate but are in the process of obtaining them may also apply for infrastructure capacity. This ensures their participation in the capacity allocation process. Bane NOR may require such companies to demonstrate that they are likely to obtain the necessary approvals by the timetable consultation deadline, as specified in Chapter 4.5.
3. **Applicants:** This includes railway undertakings, international groupings of railway undertakings, as well as individuals or legal entities with an interest in obtaining infrastructure capacity. Examples of such applicants include public authorities under Regulation (EC) No. 1370/2007, as well as shippers, freight forwarders, and operators of combined transport, in accordance with Railway Regulations § 1-7 (p).

If an applicant who is not a railway undertaking is allocated infrastructure capacity, they must designate a railway undertaking to carry out the transport. This railway undertaking must have entered into, or be in the process of entering into, an agreement with Bane NOR in accordance with Railway Regulations § 10-1. The applicant must designate this railway undertaking at least 30 days before the scheduled departure time from the departure station.

It is important to note that, according to Railway Regulations § 8-1 (2), the transfer of allocated capacity to others or for a different type of transport service is prohibited. When a railway undertaking provides transport services on behalf of an applicant who is not a railway undertaking, this is not considered a transfer.

3.2.1.1 Access to enter the driver's cab

Personnel carrying out inspections of lines for Bane NOR must be given access to driver's cabs to the necessary extent. Bane NOR cannot demand such access if the railway undertaking has to reject this as a consequence of requirements in Acts or Regulations, or internal procedures that implement requirements in Acts or Regulations.

Railway undertakings must formulate their procedures for access to driver's cabs in such a way that it is possible to conclude an agreement providing an inspector with space in a driver's cab at short notice (less than one hour).

For its part, Bane NOR is responsible for ensuring that the inspector does not disrupt the train crew unnecessarily.

The reason for this requirement is to avoid reserving more infrastructure capacity than necessary for inspection and maintenance, and also to ensure that Bane NOR has a realistic view of visibility conditions for the train crew.

3.2.1.2 Bane NOR's primary operating responsibility

According to Chapter 2 of the Working Environment Act, it is essential to ensure that employees are protected when multiple employers operate in the same workplace. Workers may be exposed to additional risks due to activities conducted by employers other than their own. Therefore, each employer must ensure that their operations are organised to also protect other workers in line with the Act's regulations. The responsibility for coordinating health and safety efforts lies with the principal company.

Principal Company Responsibility in Railway Operations:

- When personnel employed by a railway undertaking perform work related to sections managed by Bane NOR, Bane NOR is considered the principal company. For example, Bane NOR conducts line inspections together with railway undertakings.
- In areas of Bane NOR's railway network that form a natural part of terminals, workshops, and shunting yards where no regular passenger or freight traffic occurs, the principal company responsibility lies with the entity responsible for the primary activity on site.
- The principal company at freight terminals is the organisation with the largest workforce at the terminal, or the organisation responsible for the main activity there. In cases of doubt, the organisation's management authority, as well as any hierarchical relationships, are also taken into consideration.

3.2.2 Conditions for access to the railway infrastructure

According to Railway Regulations § 2-1, railway undertakings have the right to use the railway network, subject to the limitations set out in this provision and in Railway Regulations § 2-2. To operate on the railway network, a railway undertaking must hold both a licence and a safety certificate in accordance with the Licensing Regulations. Additionally, the railway undertaking must meet all other requirements set by Bane NOR for access to the railway network.

To exercise access rights, the railway undertaking must be a member of an industry association recognised by the Railway Directorate (JDIR), in accordance with Railway Regulations § 2-1 (4).

Access also includes necessary vehicle movements on the railway network, as well as test runs and operations related to training, in accordance with Railway Regulations § 2-1 (2).

3.2.3 Licences

The requirement for a licence for railway undertakings is described in Chapter 12 of the Railway Regulations. Licences are issued by the Norwegian railway authority (SJT). For more information and contact details, see the information below.

3.2.4 Safety Certificate

The safety certificate is regulated by Chapter 5 of the Safety Regulations (sikkerhetsforskriften). Safety certificates are issued either by the European Union Agency for Railways (ERA) or the Norwegian railway authority (SJT).

Contact Statens jernbanetilsyn (SJT)

E-mail post@sjt.no

Website: sjt.no

3.2.5 Insurance

In accordance with the Railway Regulations § 12-6, railway companies must have sufficient insurance or guarantees to cover liability for damages that may arise from their operations. This includes coverage for compensation claims in the event of accidents, particularly concerning passengers, luggage, freight, mail, and third parties. The minimum requirement for insurance coverage is 4,500 times the basic amount of the National Insurance Scheme (G) per incident.

In addition to the general requirements, Bane NOR imposes specific requirements for insurance or guarantees. This coverage must be sufficient to cover liabilities that the railway company, and any others for whom the railway company is responsible, may have towards Bane NOR. This includes damage to infrastructure, clean-up after operational accidents, requisition and rescue, as well as firefighting.

Bane NOR is insured in the private insurance market.

3.3 Contractual Arrangements

3.3.1 Framework conditions

Bane NOR may enter into framework agreements with applicants for the use of railway infrastructure for a period longer than one timetable period, as facilitated by the Railway Regulations Chapter 7 and EU Regulation 2016/545. Framework agreements must meet specified conditions, and Bane NOR follows a restrictive practice to ensure effective capacity utilization. New or amended agreements must be reported to the Norwegian railway authority (SJT) within four weeks. Framework agreements do not have priority in cases of conflicts and/or on congested routes; therefore, Bane NOR currently does not enter into new framework agreements on congested routes.

3.3.2 Contracts with railway undertakings

To access the smallest package of services offered by Bane NOR, the railway company must enter into an Agreement on track access and use of services (AST) with Bane NOR, in accordance with the Railway Regulations § 10-1. See also Chapter 5.2.2.

It is not necessary to have entered into the AST before applying for routes, but the agreement must be in place for the routes to be allocated. The current AST can be found in [Annex 3.3.2 Agreement on track access and use of services](#), and a printed copy can be ordered by contacting Bane NOR.

Contact Bane NOR

E-mail postmottak@banenor.no

Format and Validity

The format of the AST may be changed, and new agreements can be entered into independently of the validity period for the Network Statement. No separate approval of the AST is required.

Rights and Services

The AST also grants the railway company the right to use the services offered by Bane NOR, as outlined in Railway Regulations §§ 4-2, 4-4, and 4-5. This includes access to the services mentioned. For services that Bane NOR offers but fall outside the scope of the AST and the Railway Regulations, a separate agreement must be made with Bane NOR.

For access to and use of services at other operators' service facilities, the railway company must contact the operator of the service facility. Access to tracks managed by Bane NOR, which lead to other operators' service facilities, is included in the smallest package of services; see a description in [AST, Section 9.1.1](#).

3.3.3 Contracts with non-railway undertaking applicants

For applicants who are not railway companies, the following requirements apply when applying for infrastructure capacity from Bane NOR:

- **No contract requirement:** It is not necessary to enter into a contract with Bane NOR to apply for infrastructure capacity. However, applicants must follow the process established by Bane NOR and create access in Bane NOR's systems before submitting the application. Access is only granted to applicants who meet the requirements specified in the Railway Regulations § 1-7 letter p).
- **Designation of railway undertaking:** In order to use the allocated infrastructure capacity, the applicant must designate one or more railway undertaking to perform the train operations, as per Railway Regulations § 8-2, first paragraph.
 - No later than 30 days before train operations begin, the applicant must inform Bane NOR in writing which railway undertaking has been designated to carry out the train operations.
 - If multiple railway undertakings are involved, the applicant must specify which company will handle each specific route lease within the same deadline.
 - In case of a change in railway undertaking, the applicant must notify Bane NOR in writing no later than 30 days before the change takes effect.
- **Agreement on track access and use of services (AST):** The railway company designated to perform the train operations must have entered into an AST with Bane NOR before train operations commence, and must meet all the requirements set out in the AST, as per AST Section 10.1.
- **Responsibility for fees:** Infrastructure charges and other railway-related fees must be paid by the railway company performing the train operations.
 - If the railway company does not use the allocated capacity, it must pay a reservation fee according to Railway Regulations § 6-7. If the applicant has not designated a railway company, the applicant must pay the reservation fee.
- **Joint liability:** The applicant is jointly liable for claims that Bane NOR may have against the designated railway company, including claims arising from a breach of obligations under the AST or general liability rules.
- **Revocation of route lease:** Bane NOR may revoke the route lease if the applicant does not comply with legal or regulatory requirements, or Bane NOR's conditions for the route lease. This also applies to conditions described in AST Section 11, paragraphs four to seven.
- **Additional conditions:** Bane NOR may also impose additional conditions on applicants based on the specific train operation. Such conditions will be specified in the decision regarding the allocation of route leases sent to the applicant.

3.3.4 General terms and conditions

The general terms and conditions set down by Bane NOR concerning use of the Norwegian rail network can be found in AST. The agreement may be found in [Annex 3.3.2 Agreement on track access and use of services](#).

Bane NOR does not apply European General Terms and Conditions (EGTC).

3.4 Specific Access Requirements

3.4.1 Rolling stock acceptance

The Norwegian railway authority (SJT) gives permission to commission vehicles, in accordance with the [Interoperability Regulations](#).

National technical requirements for vehicles are specified in the [Vehicle Regulations](#).

Information on the process is available from SJT.

Vehicles used by Bane NOR, be they their own vehicles or hired machines used in connection with assignments being carried out for Bane NOR, must also have Bane NOR wagon labels with a valid JBV technical inspection deadline (BN TKF) issued by Bane NOR.

Contact Statens jernbanetilsyn (SJT)

E-mail post@sjt.no

Website: sjt.no

3.4.1.1 Requirements for equipment in traction units

For drivers to have access to various control cabinets, such as crank boxes and control cabinets for level crossing barriers, all traction units must be equipped with *CTC keys*.

How to order keys

Keys must be requested from Bane NOR by sending an e-mail to logistikk@banenor.no.

The order must include the following information:

- order of CTC keys – “F no. 708 690 840”
- the orderer’s company name
- the orderer’s customer number at Bane NOR (or “new customer”)
- the orderer’s reference
- contact person (name and telephone number)
- number of keys
- invoice address
- delivery address.

Keys can be collected from: Bane NOR’s central inventories, Aurvegen 13, 2030 Nannestad, Norway.

The orderer must acknowledge receipt of CTC keys and is obliged to return them when they are no longer needed. Lost CTC keys must be reported to Bane NOR.

3.4.1.2 Gas and smoke protection equipment on trains

To ensure safe evacuation of trains from dangerous areas in the event of a fire or gas leak, it is recommended that all trains are equipped with gas and smoke protection equipment.

Passenger trains should have two sets of this equipment:

- One set should be located on the traction unit, accessible to the driver.

- The other set should be with the train's other emergency equipment, for use by the other onboard personnel.

In units with two driver's cabins, there should be one set of gas and smoke protection equipment near each driver's cabin.

3.4.2 Staff acceptance

Drivers must have a driving licence issued by a national safety authority and a certificate issued by the railway undertaking. Bane NOR is not responsible for training or approval of drivers, on board staff or shunting personnel.

Requirements of relevance to drivers are specified in the [Driver Regulations](#). Requirements of relevance to on-board staff and shunting personnel are specified in the Training Regulations and TSI-OPE.

3.4.3 Exceptional transport

Exceptional transport refers to the transportation of goods or units that require special measures or permits, according to the definition in UIC brochure 502-1, Article 1.3. Bane NOR uses this UIC definition to classify exceptional transports.

Bane NOR decides whether an exceptional transport can be permitted, and if so, under what conditions it can be carried out. Details on how exceptional transports are handled, including procedures and requirements, are further described in Chapter 4.7.

3.4.4 Dangerous goods

The transport of dangerous goods is governed through the Regulations on land transport of dangerous goods, including ADR/RID.

3.4.5 Test trains and other special trains

Test trains are subject to permission from the Norwegian railway authority (SJT) according to the [Vehicle Regulations](#).

Contact Statens jernbanetilsyn (SJT)

E-mail post@sjt.no

Website: sjt.no

4 Capacity Allocation

4.1. Introduction

This part describes Bane NOR's process for capacity allocation on the railway network and in service facilities, as well as the need for track access for infrastructure maintenance, renewal, and upgrade. The process follows the requirements set out in Chapters 8–10, and Annex IV of the Railway Regulations. When referring to the allocation of services, we are referring to the services described in Chapters 5.3 and 7.3. The Traffic Division, through the timetable unit (Ruteplan), is responsible for the capacity allocation process, and our decisions regarding infrastructure capacity allocation are considered individual administrative decisions.

4.2 General description of the process

The capacity allocation process is designed to contribute to the optimal utilisation of infrastructure capacity, where the need for track access is assessed against the need for necessary maintenance, renewal, and upgrading of railway infrastructure.

The capacity allocation process is designed to meet the requirements of the Railway Regulations, ensuring that Bane NOR involves applicants and offers infrastructure capacity on fair and non-discriminatory terms, in accordance with EEA law.

4.2.1 The three phases of the capacity allocation process

The capacity allocation process follows two pathways, one for planning and allocating capacity for train paths and one for planning and allocating capacity for temporary capacity restrictions (TCR).

Both of these pathways are split into the timed phases

- long-term capacity planning
- annual capacity allocation
- operational capacity allocation.

Each phase consists of sub-processes that are repeated annually.

The phases are illustrated here:



Figure 1: De three phases of capacity allocation

The three phases are described in greater detail in the various chapters of Part 4.

4.2.2 Allocation of responsibilities related to capacity allocation

The national authorities establish the framework for the capacity allocation.

Within this framework, Bane NOR will decide on the allocation of infrastructure capacity, including determining and assessing availability and allocation of individual train paths. These decisions are a part of the basic functions undertaken by the infrastructure manager. In accordance with Section 3-4 of the Railway Regulations, neither railway undertakings nor other parties should be able to directly or indirectly exert determining influence with regard to Bane NOR's fulfilment of these fundamental functions.

Bane NOR's decisions regarding allocation of infrastructure capacity to applicants should be taken on an individual basis.

Bane NOR's timetable unit (Ruteplan) owns and is responsible for the capacity allocation process.

4.2.2.1 Stakeholders involved in the capacity allocation process

- RailNetEurope (RNE) establishes dates for the timetable period.
- Bane NOR, in its capacity as infrastructure manager, has capacity allocation authority.
- OSS is a function managed by the timetable unit in order to assist railway undertakings with queries linked to applying for infrastructure capacity. See Chapter 1.6.2 for more information.
- Applicants are responsible for applying for infrastructure capacity in accordance with the requirements set out in Part 4 of the Network Statement.
- The Norwegian railway directorate (Jernbanedirektoratet – JDIR) determines which railway undertaking should apply for train paths for publicly funded passenger transport.
- The Norwegian railway authority (Statens jernbanetilsyn – SJT) serves as the appeals body for Bane NOR's capacity allocation process.

4.2.3 Information about available infrastructure capacity

The available capacity in Bane NOR's rail network is the existing infrastructure capacity as described in Bane NOR's [section description \(Strekningsbeskrivelsen\)](#), updated to include

- permanent capacity changes in Chapter 4.5.1.4
- designated temporary capacity restrictions that, following consultation with applicants, are published as planning requirements for the annual capacity allocation process in Chapter 4.3.1.1
- pre-planned train paths for the rail freight corridor, ScanMED RFC, in Chapter 4.5.1.6.

In addition, the available infrastructure capacity will also depend on

- technical route planning requirements as set out in Chapter 4.5.1.2
- technical production planning requirements as set out in Chapter 4.5.1.5.

4.2.4 Procedure for applying for infrastructure capacity

Bane NOR allocates infrastructure capacity for a period corresponding to a maximum of one timetable period. The infrastructure capacity applicant must therefore limit its application to a period corresponding to a maximum of one timetable period.

Bane NOR recommends that applicants include an application letter that gives a general description of their application.

4.2.4.1 Guidelines for applicants that are not railway undertakings

Guidelines for applicants that are not railway undertakings are described in Chapter 3.3.3.

Applicants that are not railway undertakings must inform Bane NOR of the railway undertaking that will run on the allocated routes in accordance with the schedule set out in Chapter 4.5.1.9.

4.2.4.2 Procedure for applying for national train paths

Train path applications in the annual capacity allocation must be submitted through Bane NOR's system for applications in the annual capacity allocation (BEST-L) in accordance with the set deadlines shown in Chapter 4.5.1.9 Schedule for the annual capacity allocation process.

Capacity applications for capacity and services in service facilities must be enclosed with the application using a separate form. The form can be found in [Annex 4.2.4.2 Application for capacity and services in service facilities](#).

4.2.4.3 Procedure for applying for international train paths

The Path Coordination System (PCS) is a web-based communication tool developed to optimise the coordination of paths in international traffic. Read more about PCS on [the RNE website](#). The tool can be used free of charge. As a member of the international association of infrastructure managers, RailNetEurope (RNE), Bane NOR is obliged to use the tool for international timetable work if applications are registered. Cross-border traffic (including Norwegian lines) may be looked up using this tool.

RailNetEurope (RNE) has defined international corridors for freight service. Pre-planned train paths are being prepared for these corridors and will be published in accordance with the Schedule for the annual capacity allocation process set out in Chapter 4.5.1.9. Applications for these train paths must be submitted via PCS. The application deadline is the same as for national train paths. Information can be found on [the ScanMed RFC website](#).

Further information concerning international collaboration and coordination of applications for infrastructure capacity can be found in Chapters 1.6–1.7 and 4.10.

4.2.4.4 The infrastructure manager's procedure for applying for infrastructure capacity for work in tracks

Plans for temporary capacity restrictions (TCRs) must be added to Bane NOR's system for monitoring TCRs (ARBIS) in accordance with the established deadlines shown in Chapter 4.5.1.9 Schedule for the annual capacity allocation process.

4.2.4.5 Procedure for applying for passenger transport not included in contracts relating to public services

In accordance with Section 2-3 of the Railway Regulations, applicants who wish to use infrastructure capacity for passenger transport not included in contracts relating to public services, must notify the infrastructure manager and market monitoring body. The notification must be submitted no later than 18 months before the effective date of the timetable to which the application for capacity relates. Notifications to Bane NOR must be submitted via ruteplan@banenor.no.

Railway undertakings and applicants with a new commercial passenger transport service, must report this to the Norwegian railway authority (SJT) via [SJT's webpage](#).

4.2.5 Requirements concerning the contents of applications

Applications must take the form of a complete proposal for a timetable to ensure that the train schedule is cohesive. Where trains are to be joined or split, applicants must provide this information.

Bane NOR encourages all applicants to familiarise themselves with the relevant content of JDIR's (the Norwegian railway directorate) [standard for timetable models](#), dated 19 July 2022. This document provides guidelines for ensuring the quality of the basis for timetable construction.

The application must include the minimum information necessary for Bane NOR to verify and/or construct the timetable. The table below outlines the required information.

Table 1: Minimum requirements in path application

Information	Passenger trains	Empty trains	Freight trains	Light engines
Train number (Train numbers are assigned by Bane NOR, unless stated otherwise in the application.)	X	X	X	X
Train category	X	X	X	X
Train type	X			
Line number (see table in Chapter 4.2.5.3)	X			
Product code (see table in Chapter 4.2.5.4)	X		X	
Running days/dates	X	X	X	X
Path, from–to	X	X	X	X
Departure/arrival time proposed departure time from the rail-head station, possibly proposed arrival time at the terminal station if this is to be given priority	X	X	X	X
Stopping patterns and activities with minimum stopping time needed	X	X	X	X
Suggested location for replacement of personnel With minimum stopping time needed	X	X	X	X
Request for specific platform track	X			
Type of vehicle	X	X	X	X
Need for assistance locomotive state section	X	X	X	
Determinative running speed	X	X	X	X

Information	Passenger trains	Empty trains	Freight trains	Light engines
Train size passenger trains – the number of standard stock units and total length in metres freight trains – the coupled train weight, total length in metres and axle load	X	X	X	X
Temporary rolling stock turning	X	X	X	X
Documentation on permission to use a new vehicle type	X	X	X	X
Terminal capacity requirements, including			X	
Need for stabling capacity	X	X	X	X
Need for access to service facilities and services in these If the need refers to a location that has no train heating system at the time of submitting the application, this should be specifically highlighted and ordered separately from ruteplan@banenor.no .	X	X	X	X

**Bane NOR reserves the right to adjust dwell times based on historical data. This is contingent on the historical data being derived from operational planning conditions comparable to those in the current year's application.*

It is possible to apply for specific platform tracks at stations for TT26. Such applications must be submitted as attachments in BEST-L by the ordinary application deadline.

Bane NOR must ensure that all factors applicants may face are taken into account for the duration of the capacity allocation process. All applicants may submit information about all factors they believe to be of importance to the application, including the financial consequences for their businesses. Such information must be submitted to Bane NOR as attachments via BEST-L by the ordinary application deadline.

If an application is incorrect or incomplete, Bane NOR will contact the applicant and ask for correction. If the application is not corrected by the deadline set by Bane NOR, Bane NOR may reject all or parts of the application for train paths.

4.2.5.1 Use of special vehicles

When using special vehicles, such as demonstration rolling stock, steam locomotives, the vehicle's performance on gradients must also be specified.

If there is a need for technical breaks along the way, for lubrication, inspection, filling with water, and so forth, the duration of the break must be stated, along with the greatest distance between technical breaks, in kilometres.

4.2.5.2 Phasing in new vehicles

If a new vehicle is to be introduced on a route and this vehicle's performance or capacity is a necessary condition for running this route, the necessary vehicle approval and technical data must be obtained by the time of the infrastructure capacity application. Alternatively, the railway undertaking must make it clear that the permit application process is in progress and that such a permit will be available before the timetable is established.

If a new vehicle is intended to replace another vehicle on existing routes, it is recommended the railway undertaking apply for infrastructure capacity suitable for both existing and new vehicles.

The reason for this provision is that the train's operating characteristics may have a very large impact on the national rail network, which mainly consists of single tracks and has many steep gradients.

4.2.5.3 Line numbers

Table 2: Line numbers

Line	Section
F1	Oslo–Stockholm
F4	Bergen–Oslo
L4	Bergen–Arna
R40	Bergen–Myrdal
R45	Myrdal–Flåm
F5	Stavanger–Oslo
L5	Stavanger–Egersund
R50	Nelaug–Arendal
R55	Notodden–Porsgrunn
F6	Trondheim–Oslo
R60	Hamar–Trondheim
R65	Dombås–Åndalsnes
F7	Trondheim–Bodø
R70	Steinkjer–Støren

Line	Section
R71	Trondheim–Storlien
R75	Bodø–Rognan
F8	Narvik–Luleå/Stockholm
R80	Narvik–Abisko/Kiruna
RE10	Lillehammer–Drammen
RE11	Eidsvoll–Skien
RX11	Oslo S–Skien
R12	Eidsvoll–Kongsberg
R13	Dal–Drammen
R13x	Jessheim–Oslo S
R14	Kongsvinger–Asker
L1	Lillestrøm–Spikkestad
RE20	Oslo S–Halden/Gøteborg
RX20	Oslo S–Fredrikstad
R21	Stabekk–Moss
R22	Oslo S–Mysen/Rakkestad
R23	Oslo S–Ski
R23x	Oslo S–Moss
L2	Stabekk–Ski
L2x	Oslo S–Ski
RE30	Gjøvik–Oslo S
R31	Gjøvik/Jaren/Hakadal–Oslo S
FLY1	Drammen–Oslo Airport (Gardermoen)
FLY2	Stabekk/Oslo S–Oslo Airport (Gardermoen)

4.2.5.4 Product codes

Code	Code description	Definition
A1	Other industrial trains	Other industrial trains (aviation fuel, oxygen, propane, military transport, and so forth.)
A2	Work trains and transport trains	Work trains and transport trains – requested by Bane NOR
A3	Freight trains	Freight trains requested by Bane NOR
H1	OSL GAR	Transport to Oslo Airport (Gardermoen)
K1	Combination and wagonload trains	Combination and wagonload trains
M1	Iron ore 1	Iron ore with low price sensitivity
P1	Iron ore 2	Iron ore with higher price sensitivity
T1	Other ores and minerals	Other ores and minerals
T2	Other PT	Other passenger trains (Flåmsbana, trains to/from Sweden)
T3	Traffic package 1/SB	Traffic package 1 / Sørlandsbanen
T4	Traffic package 2/North	Traffic package 2 / North
T5	Traffic package 3/BB	Traffic package 3 / Bergensbanen
Tn	Eastern Norway 1	Directly allocated service obligation, Eastern Norway 1
W1	Eastern Norway 2	Directly allocated service obligation, Eastern Norway 2
W2	Other passenger trains agreed with the Norwegian Railway Directorate	Other passenger train agreements with the Norwegian railway directorate (JDIR) paid for by the Norwegian railway directorate
W3	Timber and woodchip trains	Combined timber / woodchip trains (includes wagons for both timber and woodchip)

4.2.6 Content requirements for applications for capacity and services in service facilities

As part of the annual capacity allocation process, applications for capacity and services in service facilities must be described using the capacity application form found in [Annex 4.2.4.2 Application for capacity and services in service facilities](#). Bane NOR urges the applicants to submit the application through Bane NOR's system for applications in the annual capacity allocation (BEST-L) in accordance with the set deadlines shown in Chapter 4.5.1.9 Schedule for the annual capacity allocation process.

As part of the operational capacity allocation process (ad hoc), applicants Bane NOR will respond to such applications by the deadlines set out in Section 2 of the Service Facilities Regulations.

Access to station tracks for passengers and access to terminal tracks used for loading and unloading are allocated as train paths. Applications for track access at stations and terminals must therefore adhere to the application deadlines outlined in Chapter 4.5.1.9.

In the operational capacity allocation process (ad hoc), applicants can submit applications for capacity in service facilities at any time. Bane NOR will respond to such applications within the deadlines specified in § 2 of the Service Facility Regulations. The same applies to applications for services mentioned in § 3 of the Service Facility Regulations.

Applications for services in Bane NOR's service facilities must be submitted to the relevant facility. Applications for capacity and services in service facilities operated by other entities must be directed to the specific facility. For more information about the various service facilities, see Chapter 7.2.

To enable Bane NOR to allocate infrastructure capacity to service facilities, applications must include the necessary minimum information as described below.

Table 4: Requirements for contents of applications for access to service facilities

Service facility type	Requirements concerning the contents of applications
Passenger stations	Stopping patterns and activities, including minimum stopping time needed (see Chapter 4.2.5)
Freight terminals	See Annex 4.2.4.2 Application for capacity and services in service facilities
Timber terminals	See Annex 4.2.4.2 Application for capacity and services in service facilities
Railway yards	See Annex 4.2.4.2 Application for capacity and services in service facilities
Stabling sidings	See Annex 4.2.4.2 Application for capacity and services in service facilities
Maintenance facilities/workshops	See Annex 4.2.4.2 Application for capacity and services in service facilities
Other technical facilities	Not applicable
Port facilities	See Annex 4.2.4.2 Application for capacity and services in service facilities
Relief facilities	To be agreed with operational traffic management as needed
Refuelling facilities, fuel	See Annex 4.2.4.2 Application for capacity and services in service facilities

If an application is incorrect or incomplete, Bane NOR will contact the applicant and ask for correction. If the application is not corrected by the deadline set by Bane NOR, Bane NOR may reject all or parts of the application for train paths.

4.2.7 Long-term capacity planning

Bane NOR will conduct capacity analyses and develop capacity improvement plans for both internal studies and regulatory requirements.

The purpose includes assessing

- whether new or modified railway infrastructure provides sufficient capacity
- the effects on capacity and robustness of changes to timetables and/or rolling stock
- consistency and completeness of expected and planned train services
- measures to optimise capacity during construction (phase plans)
- the impact on energy supply and railway power systems from changes in infrastructure, timetable models, and rolling stock.

Capacity planning

Bane NOR will coordinate the need for track access for operations, maintenance, and new railway infrastructure construction, as well as railway undertakings' declared needs for timetable models and/or new types of rolling stock.

The aim is to standardise quality assurance and coordination for altering existing base timetables/models, future infrastructure capacity, and/or adapted railway infrastructure capacity for new rolling stock types.

Planning must commence at least 60 months (X-60) before the start of the relevant timetable period. Declared capacity needs during the planning phase are non-binding but intended to ensure high-quality input on capacity needs.

Regular dialogue meetings between Bane NOR, applicants, and potentially other external stakeholders must be held to ensure that contributions to the annual capacity allocation process are assessed and meet quality standards.

Contact Bane NOR

E-mail ruteplan@banenor.no

Running time calculations for new rolling stock

If running time calculations are required for new rolling stock types, applicants can request Bane NOR to perform these calculations. Bane NOR holds detailed information about the route to be operated, while the applicant must provide specific information about the rolling stock, including

- traction characteristics of the locomotive(s)
- weight distribution between powered and unpowered axles
- length of the rolling stock
- deceleration capabilities
- speed restrictions for the rolling stock.

4.2.8 Annual capacity allocation

The annual capacity allocation process consists of activities designed to coordinate and allocate infrastructure capacity until a new timetable has been established and published. The timetable will be

determined once every calendar year and the capacity allocation process is therefore repeated annually. The annual capacity allocation is carried out in accordance with guidelines specified in Acts and Regulations, in addition to guidelines described here in Part 4.

Feasibility studies

Bane NOR offers to carry out feasibility studies for applicants requiring information about changes to the timetable, expected running time for specific types of trains or expected running time between specific connections, technical compatibility between rolling stock and railway infrastructure, and so forth. To carry out such a feasibility study, the requester must contact Bane NOR to agree on the necessary information requirements.

The applicant's request for a feasibility study is not considered to be an application for infrastructure capacity. Communicated results of the feasibility study are not binding for Bane NOR during the capacity allocation process. Train paths based on the results of the feasibility study must be applied for in the usual way.

To verify whether a new vehicle can be operated on the rail network, Bane NOR offers the applicant the opportunity to simulate operation of the vehicle in a computer program.

Table 5: Phases and milestones in the annual capacity allocation

Phases	Period	Activity	When
Planning phase (X-12–X-8) Update planning requirements	Start-up period (X-12–X-8)	Bane NOR invites applicants to attend a common start-up meeting for the annual capacity allocation process. The main topics for the meeting will be a review of the schedule and the assumptions that form the basis for applications and allocation of infrastructure capacity.	12 months
		BEST-L is updated with new data and opens for the registration of new applications.	10 months
		Bane NOR invites each railway undertaking to attend separate early dialogue meetings. Separate meetings will be convened with each undertaking and the discussions will be confidential.	10 months–9 months

Allocation phase (X-8–2 ½) Design new train paths	Design period (X-8–X-5 ½)	Bane NOR receives applications by the ordinary deadline (midnight on the second Monday of April). Any late applications for train paths will be processed as described in Chapter 4.5.2.	8 months
		Bane NOR designs train paths based on received applications and will compile these into a new draft timetable.	8 months–5 ½ months
	Consultation period (X-5 ½–X-4 ½)	Bane NOR issues the draft new timetable for consultation. The consultation period will last at least one month.	5 ½ months–4 ½ months
	Coordination period (X-4 ½–X-3 ½)	Bane NOR considers consultation comments and prepares solutions to any conflicts.	4 ½ months–3 ½ months
		Bane NOR convenes separate timetable meetings with each stakeholder in order to review the general comments from the consultation round.	4 months
		Bane NOR considers any comments from the timetable meetings and proposes solutions to any conflicts.	4 months–3 ½ months
	Allocation of international train paths (X-4)	Any capacity that affects cross-border traffic is allocated first.	4 months

	Dispute resolution period (X-3 ½)	In the event that one or more parties request dispute resolution, Bane NOR is required to initiate Bane NOR's dispute resolution system.	3 ½ months
	Allocation of national train paths (X-3)	Any capacity that affects national traffic is then allocated and the timetable for the upcoming timetable period is determined.	3 months
Implementation phase (X-3 – X-2)	Implement timetable Quality control and publication period (X-3–X-2)	The timetable that has been established is updated to include any late train path applications. The updated version of the timetable then undergoes quality assurance.	3 months–2 months
		Once the timetable has been quality-assured, the timetable is published in the form of train path diagrams on banenor.no.	2 months

4.2.9 Operational capacity allocation

Operational capacity allocation considers applications for temporary capacity restrictions and permanent changes to the determined timetable, detailing and implementing of such changes, as well as allocation of residual capacity. The content requirements for applications for train path requests outside the timetabling process are the same as for capacity applications submitted as part of the annual capacity allocation process. For more information about content requirement, see Chapter 4.2.5.

Capacity is allocated in the order in which applications are received.

4.2.9.1 Non-compliance with production-related planning requirements

Bane NOR reserves the right to withdraw train paths for trains that do not meet the planned conditions. See also [AST point 10.2.1](#).

Table 6: How to apply for residual capacity

How to apply	Deadline	Who considers the application?
When the need for residual capacity is known, the railway undertaking and infrastructure manager must apply for such capacity via BEST-K.	Before noon on the day before the change is due to take effect.	Operational timetable planner
In the event that need for residual capacity occurs within the same day of operations, the railway undertaking and infrastructure manager must apply directly to the train controller via nok@banenor.no .	After noon on the day before the change should be implemented.	Train controller

4.3 Reserving capacity for temporary capacity restrictions

4.3.1 General principles

Annex IV to the Railway Regulations sets out requirements for an internationally harmonised consultation, coordination and publication process for known temporary capacity restrictions. Bane NOR has chosen to adopt the European abbreviation for temporary capacity restrictions, TCR. In the following, TCR will therefore refer to temporary capacity restrictions.

TCRs may cover scheduled maintenance, major development projects and temporary scheduled driving speeds, and are necessary to maintain a high level of quality in the existing infrastructure while also developing new infrastructure to meet market needs. All TCRs known to Bane NOR are published in ARBIS, where applicants can find detailed information about each TCR.

- [ARBIS \(log-in required\)](#)
- [ARBIS \(limited version, no log-in required\)](#)

When a TCR affects more than one rail network, Bane NOR will coordinate with the Trafikverket (the Swedish transport administration) in order to minimise consequences for train services on both sides of the border.

If a TCR causes track interruptions between two stations/terminals, applicants wishing to operate trains between these stations/terminals are encouraged to apply for routes on alternative track sections. For further details on the criteria and meaning of these TCRs, see Chapter 4.3.1.1 Designated TCRs.

All ad hoc applications for infrastructure capacity and services must be tailored to the determined plan for temporary capacity restrictions. For further details about ad hoc applications, see Chapter 4.5.3.

4.3.1.1 Designated TCRs

Designated TCRs constitute part of the technical planning requirements (TPRT/BTP) and sets important conditions for the annual capacity allocation process. Railway undertakings must therefore adapt their applications for infrastructure capacity accordingly. Bane NOR reserves the right to remove trains that have been requested on a route that is in conflict with a designated TCR.

The scope of designated TCRs must be limited so that these do not occupy more capacity than is necessary. A set of criteria has therefore been established, all of which must be met before a TCR can be defined as designated.

Criteria for a designated TCR:

- Affected applicants and the largest service facility operators must have been consulted about the TCR.
- The TCR must be in the large or very large category of TCR or must be recurring for all or large parts of the timetable period.
- The TCR must constitute a renewal or upgrade of infrastructure.
- The TCR must have an investment decision.
- Bane NOR must have assessed the TCR documentation to ensure the probability of the TCR being implemented as planned.
- Bane NOR must have assessed the scope of the TCR to be sufficiently extensive to constitute a requirement in the annual capacity allocation process.
- Bane NOR must also have assessed the scope of all TCRs that meet the criteria for a designated TCR against the railway undertaking's needs and the TCR's anticipated service improvements for freight owners and passengers and, if applicable, must reduce the number of designated TCRs if the outcome of the assessment so dictates.
- Designated TCRs will be determined by Bane NOR's executive committee.

Table 7: Designated TCRs for the TT26 period

ARBIS ID	Date/Duration	Section	Project
BB02737, BB02739, BB02740	All of TT26	Hønefoss–Haugastøl	KL-AT Bergensbanen
SB02864	All of TT26	Nelaug–Kristiansand	KL-AT Sørlandsbanen
GMB02908	Six weeks complete closure – summer	Oslo S–Lillestrøm	Renewal Romeriksporten

4.3.1.2 Categorisation of TCRs

TCRs are divided into different categories based on two main factors: the number of consecutive days and their anticipated impact on services. A TCR that cannot be categorised as major impact, high impact, medium impact, minor impact, must be categorised as a less than minor impact TCR.

Table 8: Categorisation of TCRs

Category	Consecutive Days	Impact on service (estimation of traffic cancelled, re-routed, or replaced by other modes of transport)
Major impact TCR	>30 consecutive days	>50 % of the estimated service volume on the railway line
High impact TCR	>7 consecutive days	>30 % of the estimated service volume on the railway line
Medium impact TCR	≤7 consecutive days	>50 % of the estimated service

Category	Consecutive Days	Impact on service (estimation of traffic cancelled, re-routed, or replaced by other modes of transport)
		volume on the railway line
Minor impact TCR	Unlimited	>10 % of the estimated service volume on the railway line
Less than minor impact TCR	Unlimited	<10 % of the estimated service volume on the railway line

In accordance with Annex IV, Section 13 of the Railway Regulations, Bane NOR may set stricter deadlines and threshold values for capacity restrictions than what is stipulated in Annex IV of the Railway Regulations. Such a decision must be agreed upon with the applicants and service facility operators. Other criteria than those stipulated by the Regulation may also be used if needed.

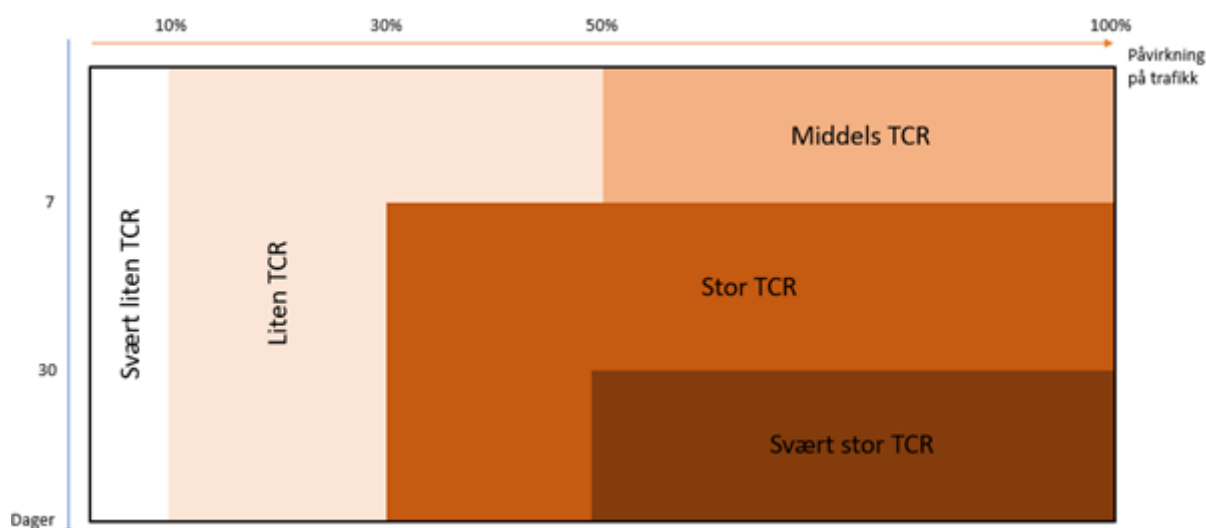


Figure 2: Categorisation of TCRs.

4.3.2 Deadlines and information provided to applicants

Bane NOR publishes information about temporary capacity restrictions in ARBIS:

- [ARBIS \(log-in required\)](#)
- [ARBIS \(limited version, no log-in required\)](#)

In ARBIS, the TCRs are described with the following information:

- the TCR's planned commencement date
- the TCR's start and end times for each day, as soon as such details are available
- the TCR's geographical scope
- if applicable, the available capacity on suitable alternative routes
- whether the TCR is categorised as maintenance or renewal/upgrade. For TCRs that contain elements of both categories (maintenance and renewal/upgrade), the category with the most significant scope of time and location, define the TCR.

4.3.2.1 Deadlines for consideration of TCRs

TCRs are considered during period X-60 to T-4. The table below outlines relevant general deadlines, marked as X-n [n months before the start date of a timetable period (X)] and T-n [n months before the start date of the respective TCR (T)]. The deadlines specify when Bane NOR will:

- consult affected applicants and major operators of service facilities about the TCRs
- coordinate TCRs impacting more than one rail network with Trafikverket
- publish known TCRs.

During consultations, affected applicants and major operators of service facilities can submit written comments directly in ARBIS.

For the coordination of TCRs, Bane NOR will, if necessary, invite applicants active on the affected sections and the largest affected operators of service facilities to participate in the process.

Dates relevant to the consideration and consultation of TCRs are described in Chapter 4.3.2.2.

In the first consultation round for major impact TCRs, applicants can request a comparison of conditions for two alternative capacity restrictions. In such cases, Bane NOR will develop these alternatives in collaboration with the applicants. For each alternative, the comparison will at least include

- the duration of the capacity restriction
- the expected infrastructure charges
- available capacity on diversionary sections
- available alternative paths
- expected travel times.

Table 9: Deadlines for the consideration of TCRs

Minor impact TCR	Medium impact TCR	High impact TCR	Major impact TCR	Deadline		
Initial consultation and coordination	Consultation and coordination		Section 16 reports (Annex IV)	X-60–X-24		
		Initial consultation with applicants; coordination with Trafikverket; input from applicants.				
		First publication of known TCRs			X-24	
		Consultation and coordination	Consultation and coordination	Consultation and coordination	Alternatives offered: consultation and coordination	X-23
						X-22
						X-21
						X-20
						X-19
					Coordination concludes	X-18
			Final consultation	X-17		

Minor impact TCR	Medium impact TCR	High impact TCR	Major impact TCR	Deadline	
				X-16	
				X-15	
				X-14	
	Coordination concludes				X-13
	Final consultation				
	Publication of known TCRs		Second publication of known TCRs	X-12	
	Initial information				X-11
					X-10
					X-9
					X-8
Initial information				X-7	
Consultation and coordination				X-6	
				X-5	
				X-4	
Publication of known TCRs				X-4	
Details about offered train paths for passenger trains				T-4	
Details about offered train paths for freight trains				T-1	

Bane NOR may decide to deviate from the deadlines specified in the table if special circumstances justify it. This may include situations where capacity restrictions are necessary to restore safe train operations, where the timing of the restrictions is beyond Bane NOR's control, or where adhering to the deadlines would not be cost-effective or could cause unnecessary damage to assets. Furthermore, deviations from the deadlines may also be made if all affected applicants provide their consent.

In such cases, as well as in other situations involving capacity restrictions not covered by the table, Bane NOR is obligated to consult with applicants and major affected operators of service facilities in an appropriate manner. This ensures that all relevant parties are informed and involved in the decision-making process, in accordance with Annex IV, section 14, of the railway regulations.

4.3.2.2 Schedule for TCRs consideration

Table 10: Schedule for TCR consideration

Date	(X-60 to X-12) Long-term phase	(X-12 to X) Annual phase
2024		
09.12.		TT26 – Strategic dialogue meeting 1 of 3 (X-12)
12.12.		TT26 – Determination (high and major impact TCRs)
12.12.24–28.02.25		TT26 – Consultation 1 of 2 (less than minor, minor, and medium impact TCRs)
15.12.		TT25 – Timetable implemented
2025		
28.02.		TT26 – Final date for comments to consultation 1 of 2 (less than minor, minor, and medium impact TCRs)
28.03.	X-60 (TT27–TT30): Strategic dialogue meeting 1 og 2	
31.03.–30.05.	TT27–TT30: Consultation 1 of 1 (all TCR categories)	
30.05.	TT27–TT30: Final date for comments to consultation 1 of 1 (all TCR categories)	
18.06.		TT26 – Strategic dialogue meeting 2 of 3 (X-6)
07. 07.–08.08.		TT26 – Consultation 2 of 2 (less than minor, minor, and medium impact TCRs)
08.08.		TT26 – Final date for comments to consultation 1 of 2 (less than minor, minor, and medium impact TCRs)
22.08.		TT26 – Strategic dialogue meeting 3 of 3 (X-3) TT26 – Determination (less than minor, minor, and medium impact TCRs)
29.09.–17.10.		TT27 – Consultation 1 of 1 (high and major impact TCRs)
13.10.		TT26 – Timetable 26 is published

Date	(X-60 to X-12) Long-term phase	(X-12 to X) Annual phase
17.10.		TT27 – Final date for comments to consultation 1 of 1 (high and major impact TCRs)
14.11.	X-60 (TT28–TT31): Strategic dialogue meeting 2 of 2	
12.12.		TT27 – Strategic dialogue meeting 1 of 3 (X-12) TT27 – Determination (high and major impact TCRs)
14.12.		TT26 – Timetable 26 is implemented

If Bane NOR becomes aware of high impact or major impact TCRs too late to include them in the long-term consultation phase described in the table above, these will be handled through direct consultation with affected applicants via email and, if necessary, in dedicated meetings.

Designated high impact or major impact TCRs determined at X-12 will be followed up in national coordination meetings after their determination, to ensure that all involved parties are well informed and that necessary measures are effectively coordinated.

4.3.2.3 Deadlines for providing details of offered time paths

In accordance with Annex IV, section 12 of the Railway Regulations.

Period X – X+3 for passenger trains

During the period X–X+3, Bane NOR cannot provide details of the offered train paths for passenger trains and empty stock trains within the standard deadline of four months before the start date of the TCR (T-4). However, the railway regulations allow Bane NOR and affected applicants to agree on shorter deadlines for providing these details.

To ensure a more predictable schedule during the period X–X+3, Bane NOR proposes the following deadline: details of offered train paths for passenger trains and empty stock trains will be provided no later than one month and 15 days before the start date of the TCR (T-1.5). This requires that the railway undertaking applies for alternative train paths no later than two months before the start date of the TCR (T-2).

Period X+4 – X+12 for passenger trains

During the period X+4–X+12, Bane NOR will provide details of the offered train paths for passenger trains and empty stock trains no later than four months before the start date of the TCR (T-4). This is conditional on the railway undertaking applying for alternative train paths no later than five months before the start date of the TCR (T-5).

Period X – X+12 for freight trains

During the period X–X+12, Bane NOR will provide details of the offered train paths for freight trains, light locomotives, and shuttle trains no later than T-1, provided the railway undertaking applies for alternative train paths no later than two months before the start date of the TCR (T-2).

If necessary, Bane NOR and the applicants can agree on different deadlines than those stated above. For changes to allocated capacity, the rules described in Chapter 4.8 will apply.

4.3.2.4 Criteria for diversions in the event of major impact TCRs

Before the annual capacity allocation process takes place, Bane NOR will invite affected applicants to a consultation in order to draw up a temporary plan for the allocation of preliminary capacity for routes with temporary capacity restrictions. The plan must accommodate different types of train services. The types of train services used for the allocation of temporary capacity are based on the latest applications and any priorities (congested route) that provide the basis for the current timetable period.

The train service types used are:

- Pt (passenger trains)
- Gt (freight trains)
- Et (empty trains)
- L (light engines).

Criteria for rerouting

In accordance with Appendix IV, point 17 of the Railway Regulations, Bane NOR shall apply established criteria for rerouting train services during high impact TCRs, focusing on both the commercial and operational impacts on applicants. If the applicant has caused one or more of these impacts, they will not be taken into account. The following criteria are considered for rerouting types of train services:

Current plan

The current plan outlines the traffic volume on the relevant line, station, or terminal and ensures that the various types of traffic are accommodated when capacity is reduced. The plan is based on the current timetable, supplemented where necessary with information on future changes to train services. The reduction in the number of trains must be implemented in a way that meets transport needs to a limited extent, with capacity distributed variably throughout the day and week. This allocation is coordinated with applicants to achieve agreement.

Replacement traffic considerations

The possibility of replacing trains using alternative modes of transport is also considered. This could entail:

- replacing passenger trains with buses or other alternative modes of transport
- referring passengers to the next/a different train
- rerouting trains via other sections of line
- reloading freight to other modes of transport
- scheduling traffic to run earlier or later.

Time sensitivity in relation to different types of traffic

An assessment of time-criticality is conducted based on:

- the time sensitivity for passengers when travel time is extended, either by replacing trains with buses or by passengers being referred to the next/another train
- whether freight transport can take place at all
- the transport time for freight being extended and freight becoming damaged
- whether the mode of transport can reach a key connection for further connection.

The prioritisation between different types of trains may vary throughout the day.

If one or more applicants do not accept Bane NOR's proposed preliminary plan that forms the basis for an application for infrastructure capacity, Bane NOR will, as part of the annual capacity allocation process, use the applicable model for socio-economic valuation of train paths.

4.3.3 Planning and accommodation of alternative transport

Bane NOR is responsible for preparing stations for alternative transport and allocating capacity and areas at stations to railway undertakings for the implementation of alternative transport.

Railway undertakings must submit their known requirements for station preparations for the upcoming timetable period by the deadline for input to the second consultation round on Temporary Capacity Restrictions (TCRs). Submissions must be made by completing a provided Excel form, linking it to the relevant ARBIS ID, and sending it to Bane NOR at kundelogistikk@banenor.no.

If new requirements for station preparations arise during the timetable period or were not known at the time of the second TCR consultation round, they must be reported on an ongoing basis. However, this must be done at least three months before the disruption begins, also to kundelogistikk@banenor.no.

Plans for the implementation of alternative transport during disruptions must be distributed by Bane NOR to railway undertakings at least 21 days before the planned disruption. Bane NOR will finalize these plans no later than seven days before the disruption occurs.

When multiple railway undertakings conduct alternative transport simultaneously at a station, Bane NOR will allocate capacity and areas to them. Railway undertakings must submit their plans for driving routes to Bane NOR at kundelogistikk@banenor.no at least 15 days before the disruption begins.

4.4 Impact of framework agreements

For further details concerning framework agreements, see Chapter 3.3.1 Framework agreements.

Gardemobanen (section Etterstad–Gardermoen)

In 2000, Bane NOR concluded a contract with Flytoget (Airport Express Train) for the line between Etterstad and Gardermoen, which gives Flytoget "the necessary priority" so that it can have regular departures up to six times an hour in each direction. *Regular* means that the departures must be distributed evenly throughout the hour.

This agreement was revised in 2003 and will expire on 1 January 2030. Bane NOR assumed the Norwegian national rail administration's (Jernbaneverket) obligations pursuant to the agreement on 1 January 2017. As Etterstad is not a station, but merely a point on a line, the agreement has a corresponding impact on the Oslo Central Station (Oslo S)–Etterstad section.

(Reference: JBV ref. 03-1458, document 4).

4.5 Path allocation process

The path allocation process is regulated by Chapters 8, 9, 10 and Annex IV of the railway regulations.

The various deadlines associated with the annual capacity allocation process are described in Chapter 4.5.1.9 and largely correspond to the RailNetEurope calendar.

4.5.1 Annual timetable path requests

In general, the transition to a new timetable will take place at midnight on the second Saturday of December. If a transition or adjustment is implemented after the winter season, especially for the purpose of taking into account any changes to timetables for regional passenger services, this must take place at midnight on the second Saturday of June and, if necessary, on other dates that fall between these two dates. Infrastructure managers may agree on other dates and must, in such cases, notify EFTA's Surveillance Authority if this could affect international services.

The TT26 period will be in effect from Sunday, 14 December 2025 to Saturday, 12 December 2026, and capacity will be allocated for the period as a whole. The timetable includes train paths (and services) and plans for work in tracks.

A detailed description with milestones (activities and deadlines) is provided in Chapter 4.5.1.9 Schedule for the annual capacity allocation process, and will be submitted to applicants and infrastructure managers before the planning process commences.

It may be necessary to adapt train paths that have been applied for in order to devise a reliable and punctual timetable. This will take place in discussion with the relevant applicants.

Applicants will be invited to a start-up meeting for the annual capacity allocation process. The start-up meeting will take place during December 2024 and marks the start of the annual capacity allocation process for TT26. At the meeting, Bane NOR will, among other things, present the final timetable requirements for the annual capacity allocation process.

4.5.1.1 Timetable planning requirements

Timetable requirements are key factors that applicants must consider when applying for infrastructure capacity. These assumptions comprise four main elements, related to: technical timetable, infrastructure, and technical production planning requirements, as well as pre-planned train paths for the ScanMed RFC freight corridor.

4.5.1.2 Technical timetable planning requirements

Technical timetable planning requirements form part of the overarching timetable planning requirements and are based on the following:

- **Theoretical running time calculations:** Calculations based on the vehicle's specifications, maximum permitted speed, and the largest typical train size for the requested service. A base margin of 4% is added.
- **Requested stopping pattern:** This includes station stops and allowances for acceleration and deceleration.
- **Allowances for timetable-related stops:** This covers stops for crossings, running on diverging tracks, and other necessary adjustments.
- **Special allowances for infrastructure conditions:** This includes reduced speeds over sections or stations applicable for a significant part of the timetable period and which must be considered during timetable construction.
- **Reduced speeds at stations with single entry signals:** Speed is set at 40 km/h.

To optimise capacity utilisation throughout the operational day, Bane NOR will apply the following principles:

Osle Central Station (Oslo S)–Lysaker: A maximum of 22 trains per hour per direction in the base timetable, increasing to 24 trains per hour per direction during peak periods. No more than seven trains may run in sequence with a two-minute headway.

Kongsvinger station: For trains starting or terminating at Kongsvinger and requiring operations such as locomotive changes, reversing to/from Solørbanen, coupling/uncoupling wagons, or other shunting movements, a 600-metre limit applies.

Cross-border traffic: For cross-border traffic where train services are cancelled by Trafikverket, Bane NOR reserves the right to cancel corresponding running days.

Alternative timetable proposals: If the requested timetable cannot be accommodated, Bane NOR will only consider alternative timetables +/- one hour from the departure station during the construction phase. Requests for timetable slots outside this range must be submitted separately in LPR.

4.5.1.3 Infrastructure-related planning requirements

Infrastructure-related planning requirements reflect the existing infrastructure capacity of the railway network, updated with permanent capacity changes and designated temporary capacity restrictions. These restrictions are published as assumptions for the annual capacity allocation process.

- **Existing infrastructure capacity:** This is described in detail in Bane NOR's track description (SJN).
- **Permanent capacity changes:** These changes are described in detail in Chapter 4.5.1.4. kapittel 4.5.1.4.
- **Designated temporary capacity restrictions:** These restrictions are described in detail in Chapter 4.3.1.1.

4.5.1.4 Permanent capacity changes

Permanent capacity changes are changes that result in a permanent change to the available infrastructure, such as new tracks or the removal of old sidings. The permanent capacity changes that form the basis for TT26 are:

New infrastructure, capacity enhancements

Trondheim S–Stjørdal: Electrification

ERTMS: During autumn 2024, Bane NOR is re-planning the implementation of ERTMS, and will update the involved railway undertakings accordingly.

Drammen: Station is completed with six tracks.

Infrastructure removed, capacity-reducing

Stange station: Track 2 is removed.

Other permanent changes to infrastructure

Hamar station: Reconstruction is carried out if mitigating measures are sufficient to manage the traffic.

4.5.1.5 Technical production planning requirements

Technical production planning requirements are vehicles, train weight and length, which constitute a part of the timetable planning requirements and are a result of the capacity allocation.

4.5.1.6 Pre-planned train paths for the ScanMed RFC freight corridor.

Pre-arranged paths (PaPs) must be published no later than eleven months before the start of the timetable period. These paths are specific to the ScanMed RFC freight corridor and are made available on the corridor's website and in the Path Coordination System (PCS).

The pre-arranged paths (PaPs) are specifically designed for international freight traffic in the annual timetable and are developed by the infrastructure manager in collaboration with the corridor organisation, based on a thorough analysis of the transport market. Applications for and allocation of this capacity are managed directly through the corridor's C-OSS function.

As these PaPs are granted special priority during the capacity allocation process, they may offer significant advantages for international freight traffic.

This is in accordance with the Regulation on the implementation of Regulation (EU) No. 913/2010 concerning a European rail network for competitive freight (FOR-2014-02-17-190).

4.5.1.7 Draft timetable

Bane NOR receives applications for train paths, plans for work in tracks and services, both nationally and internationally, Combined, these application create the basis of the timetable draft.

The draft timetable is a preliminary result of the capacity allocation process and contains the following elements:

- **capacity description**
 - Line capacity (graphic route)
 - track capacity, including the location for assigned capacity for stabled rolling stock during operational breaks
 - terminal capacity
- **list of trains applied for, with any remarks. Such remarks may include:**
 - rejection of infrastructure capacity applied for (with reasons)
 - restrictions (tonnage/length)
 - layover periods for exchange of personnel/loading and unloading times
 - description of potential clashes.

Capacity for cross-border trains will be coordinated before the draft timetable is published.

4.5.1.8 Guidelines for comments on the draft timetable

The guidelines set out in this chapter are intended as information for applicants on how consultation comments should be formulated in order to ensure that they are sufficiently specific for consideration. The consultation comments should be sent to ruteplan@banenor.no, and the applicants are asked to provide feedback, either as consultation comments or as feedback of no feedback to the draft timetable.

General comments:

General comments on an allocation.

Comments:

Comments on the proposal can be provided on allocations deviating from the application. These comments can be provided for a specific point on the train route, or for the train route as a whole. A comment may refer to

- a broken connection
- deviating reference points
- departure/arrival times deviating from the application
- run time.

Input not regarded as comments:

Input not regarded as comments is dealt with in the same way as allocation of train path requests outside the timetabling process and is incorporated in the determined timetable to the extent possible. Input may include

- amendments to the original application
- new trains
- amendments to reference points
- increased weight, length or amendment of vehicles which mean that the constructed train path could not be maintained
- addition of running days (quality assurance of running days will be accepted)
- request to change times applied for.

Withdrawal of requested capacity:

Applicants wishing to withdraw infrastructure capacity applied for before the timetable is established can do this by sending an e-mail to ruteplan@banenor.no.

Note:

If the consultation comments result in a conflict of interest, Bane NOR will initiate a coordination process.

4.5.1.9 Schedule for the annual capacity allocation process

This schedule must be viewed in the context of the schedule for the consideration of TCRs in Chapter 4.3.2.2.

Table 11: Schedule for the annual capacity allocation process

Model reference	From	To	Process/Activity
2024			
	16. 09.		First day for requesting possibility studies for TT26.
		11.12.	Start-up meeting TT26 with applicants for information and discussion relating to the timetable requirements for the forthcoming timetable period.
	15.12.		Timetable 25 is implemented.
2025			
	13.01.		First day of the application period for TT26 infrastructure capacity.
		13.01.	Pre-planned train paths (PaPs) for international freight services TT26 are published.

Model reference	From	To	Process/Activity
	03.02.	07.02.	Early dialogue – one-on-one meetings with applicants.
	10.02.		First day for train path applications – BEST-L opens.
		16.02.	Last day for requesting possibility studies for TT26.
		17.03.	Deadline for replies on TT26 possibility study requests.
		14.04.	Last day for infrastructure capacity applications for TT26,
	15.04.		First day for late train path applications for TT26.
	10.06.*	13.06.*	Dialogue meetings TT26 with applicants prior to the draft timetable.
		07.07.	Timetable draft is published.
	07.07.	08.08.	Timetable draft consultation period.
		08.08.	Consultation comments on the draft timetable for TT26 must be submitted to Bane NOR before 09:00.
	11.08.	05.09.	Coordination period.
	18.08.*	22.08.*	Dialogue meetings TT26 with applicants for review of consultation responses to the draft timetable.
		25.08.	Last day for the determination of international traffic applied for in PCS, including pre-planned train paths (PaPs) for international freight services. Also applicable to national train paths as feeder traffic to/from PaPs.
		05.09.	Last day to submit requests for dispute resolution.
	08.09.	19.09.	Dispute resolution period.
		26.09.	Last day for withdrawal of requested infrastructure capacity without reservation fee.
		26.09.	Timetable 26 is determined.
		26.09.	Last day for late train path applications for TT26.
	27.09.		First day for replies to late train path applications for TT26.
		13.10.	Timetable 26 is published.
	14.10.		First day for ad hoc paths applications
		14.12.	Timetable 26 is implemented.

**Dates have been reconciled with the Swedish Transport Administration but may be subject to change.*

Model for capacity applications

The illustration below provides a detailed description of the infrastructure capacity application process.

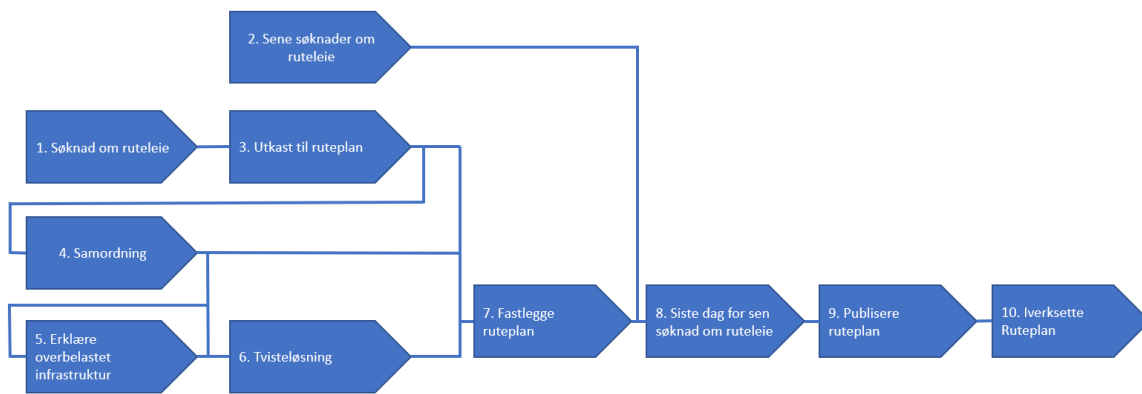


Figure 3: Model for the capacity application process

Application for train paths: This is the initial step where operators or other stakeholders formally submit an application to use railway tracks at specific times. The application must include the required documentation and comply with established deadlines.

1. **Late application for train paths:** If an application is submitted late, it must be handled differently. This stage addresses late applications and how they are managed in accordance with applicable regulations.
2. **Timetable draft:** Before the final timetable is established, a draft is prepared. This includes departure and arrival times, as well as any stops along the route. The draft is carefully reviewed to ensure it aligns with capacity requirements and infrastructure availability.
3. **Coordination:** This step involves aligning the train paths of various operators to avoid conflicts and optimise capacity utilisation.
4. **Congested infrastructure:** If Bane NOR's proposed coordination does not achieve agreement among the parties and if capacity shortages are anticipated in the near future, the affected section(s) will be declared congested. In such cases, Bane NOR will conduct a capacity analysis and develop a capacity enhancement plan to identify measures that can eliminate the congestion in the short and medium term.
5. **Dispute resolution:** If an applicant requests dispute resolution, Bane NOR must initiate the process and make a decision within 10 working days.
6. **Determined timetable:** Once all considerations have been addressed, the final timetable is determined. This serves as the official schedule that operators follow.
7. **Deadline for late train path applications:** Before approving a late application for train paths, it is thoroughly reviewed to ensure it does not disrupt existing plans. This step is crucial to maintaining efficient and reliable train operations.
8. **Publication of timetable:** If changes occur after the timetable has been finalised, it will be updated before publication to all relevant parties. This ensures access to the most up-to-date information.
9. **Implementation of timetable:** The new timetable comes into effect on the second Saturday in December.

4.5.2 Late annual timetable path requests

In accordance with the Railway Regulations, Annex IV, points 3 and 6, applicants may submit requests for train paths after the regular deadline and until 09:00 on the day the timetable is determined. These requests are referred to as Late Path Requests (LPR).

As Trafikverket and Bane NOR have different schedules for processing late applications, and to allow Bane NOR sufficient time to provide details of the allocated train paths as described in Chapter 4.3.2.3, Bane NOR requests that applicants avoid submitting late applications for cross-border trains.

Details about the application period for late applications and the expected response deadlines are outlined in the schedule in Chapter 4.5.1.9.

The requirements for the content of late applications are the same as for applications submitted within the regular deadline; see Chapter 4.2.5 for details. Late applications for train paths must be submitted in BEST-L.

The processing of late applications occurs in the order they are received and begins no earlier than the day after the timetable is finalised. Bane NOR prepares timetable proposals for late applications. If the applicant does not provide written acceptance of the proposal, the application will be cancelled.

During the processing of late applications, it may be necessary to adjust already allocated train paths to accommodate a new timetable proposal. Any changes to previously allocated train paths must be approved by the affected applicants.

The processing of late applications concludes in time for the capacity allocated through late applications to be included in the determined timetable before its publication. Thus, capacity allocated through late applications is incorporated when the timetable is opened for ad hoc applications. The formal allocation of train paths is binding and handled in the same manner as train paths allocated through applications submitted within the regular deadline, as per the schedule described in Chapter 4.5.1.9.

4.5.3 Ad hoc path requests

In accordance with Section 8-7 of the Railway Regulations, Bane NOR will provide information about the available residual capacity in the applicable timetable and make such information available to applicants. This will be done by publishing [daily graphs on the Bane NOR website](#).

In terms of applications for train paths, work in tracks or changes to the planning requirements for the timetable period in question, these must be applied for via BEST-K. The timetable requirements are described in Chapters 4.5.1.1–4.5.1.6. If necessary, applicants must contact Bane NOR to request further information about the requirements that form the basis for the timetable in question.

Processing applications for infrastructure capacity

To respond promptly to applications for residual capacity, Bane NOR will assess the need for such capacity within the framework of the determined timetable. This includes applications for residual capacity on congested infrastructure.

When a railway undertaking applies for infrastructure capacity (residual capacity), Bane NOR will allocate capacity in the order the applications are received and provide a response within five working days. If the railway undertaking applies for ad hoc capacity less than five days before the scheduled operation of the requested path, Bane NOR cannot guarantee that the application will be processed in time for the operational day, which may result in the requested path not being allocated.

Processing applications for access to service facilities

Bane NOR provides access to service facilities in accordance with the Service Facility Regulations (serviceanleggforskriften).

When a railway undertaking applies for access to service facilities together with the application for infrastructure capacity, Bane NOR will respond as soon as possible and no later than five working days. If the railway undertaking applies for access less than five days before the requested use of the service facility, Bane NOR cannot guarantee that the application will be processed in time. This may result in the application not being approved.

Communication in operational capacity allocation

Communication in operational capacity allocation normally takes place between the transport management of the railway undertakings and Bane NOR's operational timetabling unit (Operativ ruteplan). During the operational day, Bane NOR's contact point will be the traffic control centres.

Contact Bane NOR

E-mail operativ.ruteplan@banenor.no

Applications for residual capacity during the operational day

Applications for residual capacity within the current operational day should only pertain to critical operational needs. Examples include:

- emergent requirements for operating empty trains or light engines
- running trains for urgent fault rectification.

Contact National operations coordinator

E-mail nok@banenor.no

4.5.3.1 Bane NOR's response

Upon processing infrastructure capacity applications, Bane NOR follows the following guidelines:

- **Full accommodation:** If the application/notification may be fully accommodated, it is sufficient to notify the applicant of this.
- **Partial accommodation:** If the application/notification cannot be fully accommodated, Bane NOR must provide information about alternative time and train path.
- **No accommodation:** If the application/notification cannot be accommodated at all, Bane NOR must provide information about alternative time and train path.

Bane NOR will respond to the applicant via BEST-K. When an application is accommodated, Bane NOR will announce the allocated infrastructure capacity via FIDO, in accordance with the Traffic Rules for the Rail Network.

4.5.3.2 Notification of large and/or complex applications

Special deadlines are agreed in the case of large and/or complicated applications. Railway undertakings are advised to provide notification to Bane NOR of the application well in advance, even if not all the details are in place. Receipt of notification gives the same priority with regard to allocation of train path requests outside the timetabling process as an ad hoc application.

Application deadlines for exceptional transport are described in Chapter 4.7.1.1 Deadlines for applications for exceptional transport.

A notification of an ad hoc application for infrastructure capacity should include the following information:

- approximate date(s) on which the train(s) is/are to run
- train category

- the section(s) on which the train(s) is/are to run
- the need for stabling/parking vehicles.

Contact Bane NOR

E-mail operativ.ruteplan@banenor.no

4.5.4 Coordination process

The purpose of coordination is to create a timetable that has no conflicts of interests so that all applications can be approved. If it is not possible to accommodate all applications, Bane NOR must coordinate the applications, in accordance with Section 9-1 of the Railway Regulations.

Conflicts of interest may arise between applicants and between Bane NOR and applicants. Bane NOR handles these conflicts in the following way:

Conflicts of interest between Bane NOR and applicants

Bane NOR differentiates between maintenance and upgrades/modernisation.

Maintenance

Conflicts related to maintenance is considered in the same way as other conflicts of interest – that is, through coordination and, if necessary, dispute resolution. Bane NOR carries out the capacity allocation, while also ensuring that the process remains transparent and non-discriminatory. Bane NOR will appoint someone who will be responsible for safeguarding Bane NOR's interests in connection with conflicts of interest that arise between applicants and maintenance.

Upgrade and modernisation

Bane NOR does not have to apply for capacity for upgrades and modernisation and such interruptions can therefore be included as a scheduled part of the timetable. In such situations, Bane NOR shall consult the applicants, in accordance with Annex 4 to the Railway Regulations. Any objections from applicants with regard to upgrades and modernisation must be raised in connection with such consultations and not through coordination and dispute resolution processes.

Coordination process steps

1. **Initial contact:** Bane NOR will first contact applicants with shared interests to clarify and document the content of their applications and their actual needs for train paths.
2. **Meetings:** Applicants are then invited individually or to joint meetings, provided the parties agree. Applicants are given the opportunity to propose alternative solutions for consideration.
3. **Proposed solution:** Once all necessary information has been gathered, Bane NOR prepares a proposed solution based on the following principles:
 1. Coordination of international/cross-border traffic.
 2. Applicants' actual need for train paths, based on existing or prospective transport service agreements.
 3. Optimal utilization of capacity on the railway network.
 4. Considerations of robustness.
4. **Submission of proposal:** The proposal is sent to the involved applicants. If Bane NOR's coordination proposal is not accepted by the parties, and if capacity shortages are expected in the near future, Bane NOR must declare the section as congested and allocate infrastructure capacity according to the prioritization criteria outlined in Chapter 4.6.3.

4.5.5 Dispute resolution process

When the coordination process has concluded, applicants that, following coordination, still disagree with the draft timetable may submit a request for dispute resolution. Such a request must be submitted in writing. In accordance with Section 9-2 of the Railway Regulations, Bane NOR is required to reach a final decision within ten days of receiving the request.

If the dispute is not resolved, Bane NOR will declare the affected section(s) congested and allocate infrastructure capacity in accordance with the guidelines detailed in Chapter 4.6.

The dispute resolution process will not delay the capacity allocation process.

4.5.5.1 Deadline for submitting requests

The exact deadline for submitting requests for dispute resolution can be found in the schedule in Chapter 4.5.1.9, which is announced at the beginning of the annual capacity allocation process.

4.5.5.2 Request content and address – counterpart

The request for dispute resolution must include the following elements:

- **Identification:** A reference to which trains and/or which operating schedule the request concerns (sufficient to identify the request with a time and line)
- **Justification:** A thorough justification for the request
- **Suggestion of solution:** A description of the solution the applicant believes the dispute resolution process should result in
 - for the applicant specifically
 - for the other applicant(s) whose allocated infrastructure capacity will be modified if the applicant's request is accommodated

The request is submitted to ruteplan@banenor.no. Bane NOR will subsequently forward copies of the request to any affected applicants.

4.5.5.3 Affected applicants' potential duty to act – deadline

When a submitted request for dispute resolution could affect another applicant's allocated infrastructure capacity, the affected applicant(s) must submit their response within two working days of receiving a copy of the request. The response must reference and identify the original request for dispute resolution.

The response is submitted to ruteplan@banenor.no.

4.5.5.4 Bane NOR's consideration of the request

Bane NOR will invite affected applicants to a joint meeting to discuss the request and any responses.

Based on Bane NOR's consideration of the request, responses, and information from the joint meeting, Bane NOR will make a decision based on the guidelines provided in requirements, laws, regulations and the Network Statement.

Bane NOR's decision must be justified and in writing. The decision will be communicated to the requester and other involved applicants within ten working days of the request having been received in accordance with Chapter 4.5.5.

The rules of the Public Administration Act concerning individual measures for the infrastructure manager's case management in connection with decisions on infrastructure capacity allocation are applicable, unless specified otherwise in the Railway Regulations.

The rules of the Public Administration Act regarding individual decisions apply to Bane NOR's case management in connection with decisions on the allocation of infrastructure capacity, unless otherwise stated in the Railway Regulations.

4.5.5.5 Appealing Bane NOR's decision – the effects of such an appeal

Applicants may, in accordance with Section 11-3 of the Railway Regulations, appeal Bane NOR's decisions on the allocation of infrastructure capacity to the Norwegian railway authority (SJT). Applicants may also appeal deficiencies in the allocation process and how Bane NOR has involved them in the process to SJT.

Note that an appeal to SJT has no suspensive effect, and that Bane NOR's decision is applicable until SJT decides on any changes.

For more information, see Chapter 1.3.3 Appeals procedure.

Contact Statens jernbanetilsyn (SJT)

E-mail post@sjt.no

Webpage: [Klage på konkurransevilkår](#)

4.5.6 Determined timetable

Allocated capacity is shown in the determined timetable submitted to applicants and presented on Bane NOR's website. Capacity is shown in the form of:

- **Section capacity:** Shows allocated train paths and available residual capacity, presented as a graphical route
- **Track capacity:** Includes location and allocated capacity for stabled rolling stock during operational breaks
- **Terminal capacity:** Shows allocated capacity in terminals
- **Capacity reserved for work in tracks:** Capacity reserved for planned work in tracks is described in ARBIS.

4.6 Congested infrastructure

4.6.1 Definition of congested infrastructure

See Chapters 1-7, letter (q), and 9-3 of the Railway Regulations for the definition.

4.6.2 Congested lines (in Norway)

The following sections are considered congested:

Oslo Central Station (Oslo S)

between 06:30 and 09:00 and between 15:00 and 17:30 on working days (Monday–Friday).

Oslo Central Station (Oslo S)–Lysaker

around the clock on working days (Monday–Friday).

Alnabru–Eidsvoll (Hovedbanen)–Trondheim–Bodø

around the clock every day.

Drammen–Stavanger

around the clock every day.

Hønefoss–Bergen

around the clock every day.

Lillestrøm–Kongsvinger

around the clock on working days (Monday–Friday).

Sandbukta–Moss (including Moss station)

between 06:30 and 08:30 and between 15:30 and 17:30 on working days (Monday–Friday).

Råde–Lisleby

between 06:00 and 18:00 on working days (Monday–Friday)

4.6.3 Prioritisation criteria (in the event of congested infrastructure)

Pursuant to the Railway Regulations, Section 9-5, the following prioritisation criteria must be applied in the event of congested infrastructure:

1. services included in contracts with the state concerning public service provision
2. national and international freight transport
3. specific type of service on lines as specified in Section 8-8, second paragraph
4. passenger transport in general
5. maintenance work.

Assessment of socio-economic value in accordance with § 9-5 (2) of the Railway Regulations

In cases where more paths are requested than available capacity allows, § 9-5 (2) of the Railway Regulations permits Bane NOR to allocate capacity in a different order than the aforementioned prioritisation criteria, provided the transport service has significantly greater societal importance than other services thereby excluded.

To manage such situations, Bane NOR employs a socio-economic model for assessing infrastructure capacity, as described in [Annex 4.6.3](#). This method evaluates the socio-economic benefits, and the results of this analysis will carry substantial weight in the decision-making process for prioritisation. Railway undertakings must submit documentation as outlined in [Annex 4.6.3](#). Bane NOR may also require railway undertakings to provide evidence substantiating the accuracy of their submitted information. Failure to submit the required documentation will result in Bane NOR prioritising railway undertakings that have provided such documentation.

Bane NOR applies §§ 9-5 (1) and (2) as follows:

1. For all conflicts of interest between undertakings, a socio-economic assessment is made in accordance with [Annex 4.6.3 Method for socio-economic valuation of train path allocation](#).
2. In conflicts involving train services in different priority categories: Train path access is allocated to the train service that, through the socio-economic assessment, provides at least 20% greater

social benefit than the other train service. If the difference in social benefit is below this threshold, path access will be allocated according to the priority criteria.

3. In conflicts within the same priority category: Track access is allocated to the solution that, according to the socio-economic assessment, provides the greatest social benefit, regardless of the significance threshold.
4. In conflicts involving maintenance, the priority criteria are followed.

Determining the threshold

The 20% threshold was established following a consultation process in the autumn of 2024. Bane NOR received various inputs during the consultation; some stakeholders had no objections, some believed the threshold should be lower, while others suggested it should be higher. After a comprehensive assessment of these inputs, Bane NOR concluded that 20% is an appropriate level for what can be considered significant in this context. Bane NOR will evaluate the threshold after the TT26 capacity allocation process.

4.6.4 Congested infrastructure process

According to Section 9-3 of the Railway Regulations, the following process is followed when a railway infrastructure is declared congested:

Declaration of congestion

If, following coordination of train path applications and consultation with applicants, it is not possible to sufficiently accommodate all applications for infrastructure capacity, Bane NOR shall immediately declare the affected railway infrastructure congested. The same applies to railway infrastructure for which capacity shortages can be expected in the near future.

For infrastructure without an existing capacity improvement plan

- If the congested railway infrastructure is not subject to a capacity improvement plan, Bane NOR must carry out a capacity analysis (see Chapter 4.6.5), which must be completed within six months of the railway infrastructure being declared congested.
- Bane NOR must subsequently draw up a capacity improvement plan within six months of completing the capacity analysis. The capacity improvement plan must address the identified capacity needs.

For infrastructure with an existing capacity improvement plan

- If the congested railway infrastructure is already subject to a capacity improvement plan (see Chapter 4.6.6), Bane NOR must update this plan within six months of the railway infrastructure having been declared congested. The update must reflect the current situation and any other prioritations.

4.6.4 Capacity analysis

When a railway infrastructure is declared congested, and no capacity improvement plan is in progress, Bane NOR must conduct a capacity analysis in accordance with § 9-6 of the Railway Regulations. The purpose of the capacity analysis is to identify the causes of congestion and propose measures to alleviate it in the short and medium term. This analysis must be completed within six months of the declaration of congestion.

4.6.5 Capacity improvement plan

In accordance with § 9-7 of the Railway Regulations, Bane NOR must develop a capacity improvement plan based on the findings of the capacity analysis. This plan must be completed within six months of the conclusion of the capacity analysis and aims to establish an action plan to reduce congestion.

As part of the development of the capacity improvement plan, Bane NOR will invite infrastructure users to provide input. This gives affected parties the opportunity to share their perspectives and needs and may include the option for individual meetings with Bane NOR. Information on how to participate in this process will be distributed once work on the capacity improvement plan begins.

4.7 Exceptional transport and dangerous goods

4.7.1 Exceptional transport

When an applicant wishes to operate transports carrying cargo that requires special handling, whether in a regular train or as an additional train, this must be explicitly stated. Applications for exceptional transport should only be submitted for trains that meet the criteria for exceptional transport. Exceptional transport is defined in the [glossary](#).

4.7.1.1 Deadlines for applications for exceptional transport

Exceptional transport can have significant effect on infrastructure capacity, which is why it is important to apply for exceptional transport as early as possible. In order to ensure an effective allocation process, exceptional transport applications should, if possible, be submitted within the deadline for the annual capacity process as stated in Chapter 4.5.1.9.

If the exceptional transport application is not submitted within the deadline for the annual capacity process, it must be submitted to the exceptional transport unit (Spesialtransport).

Note that processing time for exceptional transport outside of the annual capacity allocation process may take longer than five office days. Once approval of the exceptional transport application is received, the applicant must apply for infrastructure capacity via BEST-K. The approval must be enclosed with the application.

Contact the exceptional transport unit (Spesialtransport)

E-mail spesialtransporter@banenor.no

4.7.1.2 Auxiliary tools used to verify whether exceptional transport is feasible

In the event that an applicant wishes for Bane NOR to use an auxiliary tool to verify whether exceptional transport is feasible, Bane NOR can simulate the transport using a computer tool. Such use of auxiliary tools constitutes an additional service, and is described in Chapter 5.4.3.1.

4.7.2 Dangerous goods

4.7.2.1 Dangerous goods in connection with the capacity allocation process

In the capacity allocation process, Bane NOR assumes that all freight trains carry dangerous goods. Railway undertakings that will carry dangerous goods must therefore also comply with the schedule in Chapter 4.5.1.9.

4.7.2.2 Dangerous goods when operating trains

Railway undertakings that carry dangerous goods must adhere to the regulations relating to the land transport of dangerous goods. At a minimum, railway undertakings are required to specify where on the train the dangerous goods are located in the carriage sequence, the carriage number, UN number, and hazard note, in accordance with TJN, Chapter 4.

4.8 Rules after path allocation

4.8.1 Rules for path modification by the applicant

In the event that an applicant needs to modify or adjust the allocated infrastructure capacity, this must be done by cancelling the allocated infrastructure capacity and applying for new infrastructure capacity. Deadlines are described in Chapters 4.2.9 and 4.5.3. Reservation fees must be paid for the cancelled infrastructure capacity, as detailed in Chapter 5.6.4.

4.8.2 Rules for path allocation by Bane NOR

Bane NOR may modify, replace, or withdraw allocated infrastructure capacity due to the need to manage TCRs, or in response to unforeseen events that could affect operations.

There are no specific deadlines for such changes. Additionally, as outlined in Chapter 5.6.2, no fees are associated with capacity changes initiated by Bane NOR.

4.8.3 Rules for non-usage by the applicant

In accordance with Railway Regulations §§ 9-4 and 10-2, Bane NOR is responsible for addressing cases where allocated infrastructure capacity is not used as agreed upon.

If allocated capacity is unused, charges will apply as outlined in Chapter 5.6.3. The threshold for defining unused infrastructure capacity is an 80% utilisation rate for each allocated path within a calendar month, unless there are non-economic reasons beyond the applicant's control.

When the utilisation of allocated infrastructure capacity falls below the threshold for unused capacity, Bane NOR may consider this in future capacity allocations. This could result in a lower priority or a refusal of allocation. The applicant will be given the opportunity to provide comments.

- **For congested infrastructure:** If an allocated path is used less than the threshold, Bane NOR will withdraw the allocated path with five working days' notice. The applicant will have the right to provide comments before a final decision is made.
- **For non-congested infrastructure:** If the allocated capacity is used below the threshold, Bane NOR will conduct an assessment based on factors such as the utilisation rate, demand for residual capacity on the route, and the applicant's historical usage. Bane NOR may withdraw the

allocated path with five working days' notice, and the applicant will have the right to comment before a final decision is made.

These processes ensure predictable and fair management of capacity while allowing adjustments in line with changing needs and capacity situations.

4.8.3.1 Returning of train paths from railway undertakings to Bane NOR

When a train path is returned to Bane NOR and redistributed during a timetable period – because a railway undertaking has been shut down, for example – Bane NOR will announce the availability of such a train path and set a deadline for applying for the available infrastructure capacity.

Applications for infrastructure capacity released in this way are submitted as ad hoc applications. Bane NOR will implement an allocation process, to ensure that all interested parties will have equal opportunities to apply for it. The following principles and criteria are applicable to such allocations:

- **The applicant's actual train path requirements (weighted 30%):** Assessed either based on agreements concluded for transport services or based on the applicant's prospects of concluding such agreements.
- **The short and long-term consequences of the allocation (weighted 30%):** Predictability for transport service users and a robust and stable train service is weighted.
- **The best possible utilisation of the infrastructure (weighted 20%):** Includes the extent to which train paths allocated previously have been used.
- **Environmental considerations (weighted 20%):** Includes energy-efficient rolling stock amongst other factors.

In the event of an application conflict, Bane NOR will

- undertake an objective review and assessment of information and documentation received in connection with the relevant applications; this will include obtaining documentation or otherwise seeking to verify undocumented information submitted by the applicants, particularly if the information is of key significance to the allocation decision
- prepare documentation during case processing, explaining the assessments that form the basis for the allocation
- provide the applicants with written reasons for Bane NOR's allocation decision and information on how allocation has taken place in accordance with the specified principles and criteria for allocation, including the assessments that form a basis for the allocation.

4.8.4 Rules for cancellation by the applicant

Path cancellation occurs when an applicant needs to cancel an allocated path. This applies to paths allocated during both the annual and operational (ad hoc) phases of the capacity allocation process. Route cancellations during the annual phase must be made by 09:00 on the day the timetable is determined. In the operational phase, there is no deadline for cancelling a route.

In accordance with Railway Regulations § 6-7, Bane NOR may impose a fee when allocated infrastructure capacity is cancelled or not used. In such cases, reservation charges are applied as described in Chapter 5.6.4.

4.9 TTR for smart capacity management

4.9.1 Objectives of TTR

Bane NOR participates in the project Timetabling Redesign (TTR), initiated by RailNetEurope (RNE) and Forum Train Europe (FTE), supported by European Rail Freight Association (ERFA). The goal of TTR is to harmonise capacity allocation processes in Europe in order to improve utilisation of railway infrastructure and to meet the market's needs for predictability and available capacity for both passenger and freight transport.

The project is called *Kundefokusert kapasitetsfordeling* in Norwegian.

The project is designed to ensure a more efficient and coordinated capacity allocation process. This includes detailed planning that includes both national and international needs. For further details on the TTR project, see [RNE's website](#) and [FTE's website](#).

4.9.2 Process components

Customer-focused capacity allocation (TTR) is based on the following elements:

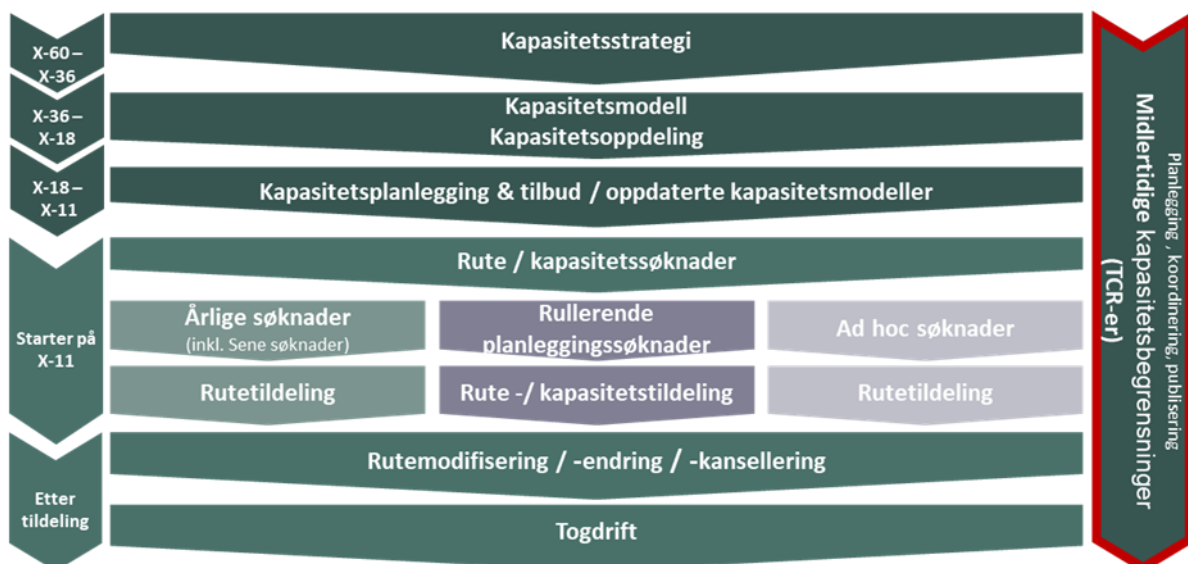


Figure 3: Customer-focused capacity allocation

The earliest elements are described below:

- **Capacity strategy (X-60 to X-36 months):** This step involves creating an initial overview of future capacity, temporary capacity restrictions (TCRs), expected capacity needs, and planning principles for TCRs and traffic flow. The strategy will incorporate feedback from infrastructure managers, applicants, and the largest operators of service facilities, resulting in a published strategy document as input for the capacity model.
- **International reconciliation of temporary capacity restrictions:** This involves the coordination of maintenance, upgrades, and other capacity restrictions between infrastructure managers, as well as consultation with stakeholders who have an interest in coordinated and predictable TCRs as input for their own operations. The process is designed to ensure that such measures are handled in a consistent manner across borders.

- **Capacity model (X-36 to X-18 months):** This model provides a more detailed forecast for various capacity needs, such as capacity for track work, freight transport, passenger transport, residual capacity, and more. Applicants can report their capacity needs to ensure the model is as realistic and relevant as possible.

4.9.3 Implementation

TTR will be implemented in accordance with the applicable regulations, and the sub-processes will be introduced gradually. By the start of the TT26 timetable period, Bane NOR will have completed the implementation of the capacity strategy. After this, additional sub-processes will be introduced as the national regulations allow.

<p>Contact Bane NOR</p> <p>E-mail ruteplan@banenor.no</p>	<p>Read more about customer-focused capacity allocation</p> <p>banenor.no</p>
---	---

4.9.3.1 Capacity strategy

By implementation of TT26, Bane NOR will publish the capacity strategy for TT29. This capacity strategy will include the entire Norwegian rail network.

Timeline for drawing up the R28 capacity strategy:

- **X-60–X-40 (December 2023–August 2025):** Bane NOR collects the necessary input data and prepares a draft capacity strategy for R28. This draft is harmonised with the Swedish transport administration's (Trafikverket) capacity strategy.
- **X-39 (September 2025):** Bane NOR conveys a draft of the RNE strategy. This is published on [RNE's website](#).
- **X-39–X-36 (September 2025–December 2025):** Bane NOR involves the applicants, the largest operators of service facilities, and any affected unit in Bane NOR. The input is used for further development of the strategy before it is published on [Bane NOR's website](#) and [RNE's website](#).

Bane NOR will contact the parties that will be involved in the process, and provide information about where and how to submit input.

<p>Contact Bane NOR</p> <p>E-mail ruteplan@banenor.no</p>	<p>Read more about customer-focused capacity allocation</p> <p>banenor.no</p>
---	---

4.9.3.2 Capacity model and capacity partitioning

As of yet, Bane NOR has not implemented this process.

4.9.3.2.1 Capacity needs announcements

As of yet, Bane NOR has not implemented this process.

4.9.3.3 Capacity supply

As of yet, Bane NOR has not implemented this process.

4.9.3.4 Feasibility studies

Bane NOR offers feasibility studies as described in Chapter 4.2.8.

4.9.4 TTR Pilot Project or early implementation of one or more TTR process components

Bane NOR does not participate in any pilot projects or early implementation of TTR processes.

4.10 Capacity allocation principles for the rail freight corridors

The principles for capacity allocation in rail freight corridors affiliated with the OneStopShop (C-OSS) can be downloaded from [the RNE website](#).

5 Services and Charges

5.1 Introduction

This part provides an overview of the services Bane NOR offers its customers, as well as the prices for these services, in accordance with Chapters 4 and 6 of the Railway Regulations. The services are divided into the following categories:

- the minimum access package
- access to service facilities and services within them
- additional services
- ancillary services.

The information is structured in line with the Railway Regulations, except for services in service facilities, which are covered in Part 7 of the Network Statement.

The use of services by railway undertakings is governed by Bane NOR's applicable standard terms and conditions at any given time. These standard terms and conditions are outlined in [AST, Annex 1: Standard Terms and Conditions](#).

5.2 Charging principles

5.2.1 Introduction

Bane NOR prices its services based on Chapter 6 of the Railway Regulations and Regulation 7 August 2021 No. 2361 on the implementation of Regulation (EU) 2015/909. This regulatory framework ensures that prices are transparent and follow a methodological approach based on costs directly incurred by the provision of each service.

5.2.2 Minimum access package

Bane NOR has determined the charge for the minimum access package on the basis of:

- a. charges that are based on direct costs** – see Section 6-2(1) of the Railway Regulations and the Commission Implementing Regulation for Regulation (EU) 2015/909
- b. mark-up on infrastructure fees** – see Section 6-3 of the Railway Regulations
- c. discounts** – see Section 6-4 of the Railway Regulations.

Bane NOR establishes all of the above charging elements pursuant to Section 6-1(1) of the Railway Regulations.

Access to and from Bane NOR's main track and to and from service facilities is subject to marginal cost charging in the same way as the minimum access package. This applies regardless of who operates the service facility.

In addition, Bane NOR also has the following schemes linked to the minimum access package:

- a. performance scheme** in accordance with Section 6-6 of the Railway Regulations
- b. path cancellation charges** in accordance with Section 6-7 of the Railway Regulations.

5.2.3 Access to services in service facilities and supply of services

Access to services in service facilities and the services provided within them are priced based on § 6-9 (3) of the Railway Regulations. See Part 7 Service Facilities for more information.

5.2.4 Additional services

Additional services and ancillary services are priced based on § 6-9 (4) of the Railway Regulations, cf. Chapters 5.4 and 5.5.

5.2.5 List of market segments

In accordance with the Railway Regulations § 6-3 (4), a list of market segments shall be included in the Network Statement and reviewed at least every five years. For Timetable 2026 no changes are planned to the market segmentation.

The division into market segments is shown in the figure and lists below.



Figure 1: Marked segments

Market segments within freight traffic:

- combined and wagonload trains
- iron ore and similar transports A
- iron ore and similar transports B
- other ore and minerals
- timber/chipwood
- dangerous goods
- other system trains.

Market segments within passenger traffic:

- traffic with agreements where fees are adjusted according to changes in charges
- feeder transport to the main airport
- experience routes with exclusive rights
- other passenger trains with traffic agreements
- other passenger trains.

Principles for market Segmentation

The division of market segments must comply with the requirements set out in EU Directive 2012/34 and the Railway Regulations. In particular, § 6–3 (3) of the regulations is relevant, stating:

"Before determining mark-ups on infrastructure charges, the infrastructure manager shall analyse the relevant market segments. This analysis must, at a minimum, cover freight transport, passenger transport under a public service contract, and other passenger transport, but the market segments may be further divided based on the type of goods or passengers being transported."

The preamble to EU Directive 2012/34 also allows for consideration of significant differences in cost structures, market prices, and quality. To meet the regulatory requirements for non-discrimination and to safeguard the competitiveness of railway segments, Bane NOR considers it relevant to also assess significant differences in how transport services can handle and adapt to mark-ups. This means that there should be comparable levels of price elasticity within a segment. Factors such as the types of goods and passengers, cost structures, market prices, and quality are closely related to price elasticity. Consequently, a market segmentation based on these factors will largely group transport services with similar price elasticity.

Summary of Bane NOR's segmentation criteria

- Segmentation must distinguish between freight transport, passenger transport under a public service obligation, and other passenger transport.
- Bane NOR performs further categorisation based on the types of goods or passengers transported and whether there are significant differences in cost structure, market prices, or quality requirements for the transport services.

Once segmentation based on these principles is complete, further division is deemed unnecessary as it would offer no practical benefit and could make the pricing system unnecessarily complex and resource-intensive for all parties to manage.

Main categories

The following are the three main categories of marked segmentation based on regulatory requirements:

- **Freight transport:** All types of freight transport.

- **Passenger transport under a public service obligation:** Various types of traffic agreements exist between passenger railway undertakings and the state (via the Railway Directorate). Common to these agreements is a requirement for a specific number of train departures within a given time period. Agreements may differ in whether they grant operators certain rights or involve public compensation. Bane NOR interprets all passenger train services operating under agreements where the state sets requirements for the number of departures and grants certain rights to operators as falling under this category.
- **Other passenger transport:** Passenger trains without the type of traffic agreement mentioned above.

Transport services within these main categories can vary significantly. Further subdivisions have therefore been made in line with the criteria described above.

Bane NOR's approach began with a comprehensive mapping of all types of transport on the Norwegian railway network, based on Oslo Economics' 2022 report on Norwegian railway segments. The report includes a systematic review of all passenger and freight transport services, their competitive landscapes, and an analysis of actors, value chains, organisation, and market conditions. This provides a solid foundation for grouping comparable transport services into the same segment as described above.

Freight transport

Combined and wagonload freight

Combined freight trains carry various types of goods on the same train. It is useful to differentiate between combined freight trains and industrial system trains. A key characteristic of combined trains is their ability to use standardized load carriers, which are often transported by truck to and from a rail terminal, or sometimes by ship. The suitability of the goods for transport by multiple modes makes rail transport more exposed to competition. This, along with the small financial margins for operators, means that these transports are comparable in terms of demand adjustment when transport prices change (price elasticity).

System trains

System trains, on the other hand, are tailored to the specific needs of the goods being transported, carrying one type of product per train. These needs can relate to volume, weight, or other factors requiring specialised load carriers. Consequently, system trains are generally less flexible when switching to alternative modes of transport. Within system train freight, differences in quality, cost structure, and market prices necessitate further segmentation based on product type, as described below.

Ores and minerals

Commodity types such as ore and minerals include iron ore and similar materials from mining operations. These materials may have varying levels of processing at the time of transport, but this has not been deemed sufficient reason for further subdivision. Differences in requirements for transport services, however, do justify additional segmentation. Notably, there are differences in capacity demands per train. The volumes transported per train significantly affect cost structures and competitiveness against road transport. This group of transports is therefore divided into two segments, with weight classes for loaded trains serving as an indicator for determining the appropriate segment. See the section below on segment placement for further details.

Other ores and minerals differ from iron ore and similar transports in terms of volumes and competition from alternative modes of transport, making this a separate segment.

Dangerous goods

For dangerous goods transported by rail, the choice of transport mode may be driven by specific safety considerations. Due to these unique quality requirements, dangerous goods are assigned their own segment.

Timber and wood chips/pulpwood

Timber and wood chips/pulpwood are goods with low value and high weight, requiring specialised infrastructure, such as timber wagons, terminals, and lorries. These factors make such transport comparable within the segment while differing from other segments.

Other system trains

System train transport not already mentioned is grouped under the segment "other system trains".

Passenger transport subject to a public service obligation

For passenger transport covered by public service obligations (PSO), a primary distinction is made between services governed by agreements where compensation is adjusted for changes (referred to as PSO) and other services with agreements. The PSO segment includes both local and regional trains, as well as long-distance trains, which are part of the public transportation system where passenger revenues do not fully cover costs. A common feature of these services is that changes in charges are offset through adjustments in compensation. These shared characteristics make PSO transports comparable and justify grouping them into a single segment. Furthermore, it would be inappropriate to place PSO transport services in segments alongside services where compensation is not adjusted. Such segmentation could result in surcharges that distort competition.

For passenger traffic with traffic agreements that include certain obligations and rights but without compensation from the state, there are reasons not to group all in one segment. Feeder services to the main airport differ both from other services with traffic agreements and from other trains stopping at Oslo Airport. Unlike other trains stopping at Oslo Airport, the feeder service does not receive compensation from the state, so ticket revenue is important for financing operations. Other characteristics of the segment are that trains have some exclusive rights on the infrastructure and may not need to open for alighting before Oslo Airport and boarding after departure from Oslo Airport. These factors, along with others, mean that the train service has better punctuality and seat availability than other trains on the same route. The train service is targeted at passengers willing to pay more for these qualities.

Experience routes with exclusive rights also have traffic agreements with obligations and rights, but without compensation. The type of passengers and the train product itself differ from the others because tourists are the target group, and the train journey itself is the attraction.

In summary, Bane NOR has divided passenger transport subject to a public service obligation into four segments as shown in the list above.

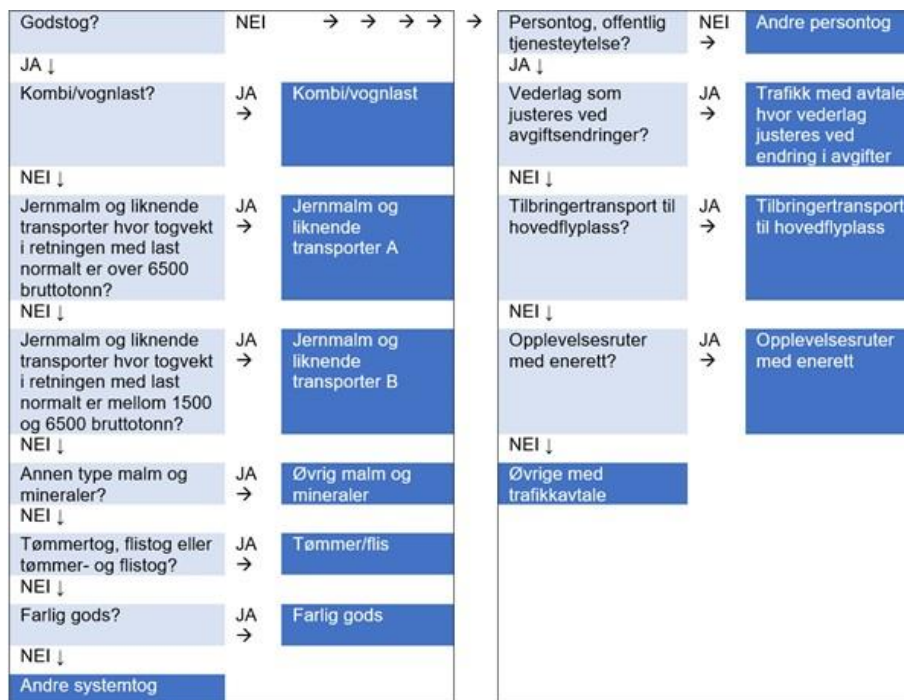
Other passenger transport

The last main category from the regulatory minimum requirements for segmentation is other passenger transport. This includes tourism-based traffic without exclusive rights, as well as other commercial passenger traffic, including to/from Sweden. Within the segment, there are similarities regarding operating conditions. Bane NOR has not found it necessary to further subdivide other passenger transport at this time.

Assignment of transports to market segments

To assign a train product to the relevant segment, the following steps can be followed. Any new types of transport or currently inactive transport should be placed in the segment that most closely resembles the new transport.

1. **Freight train?** If NO, go to point 8. If YES, continue to point 2.
2. **Combined/wagonload train?** If YES, the segment is "Combined/wagonload." If NO, continue to point 3.
3. **Iron ore and similar transports where the train weight in the loaded direction is normally over 6,500 gross tonnes?** If YES, the segment is "Iron ore and similar transport A." If NO, continue to point 4.
4. **Iron ore and similar transports where the train weight in the loaded direction is normally between 1,500 and 6,500 gross tonnes?** If YES, the segment is "Iron ore and similar transport B." If NO, continue to point 5.
5. **Other types of ore and minerals?** If YES, the segment is "Other ore and minerals." If NO, continue to point 6.
6. **Timber train, chipwood train, or timber and chipwood train?** If YES, the segment is "Timber/chipwood." If NO, continue to point 7.
7. **Dangerous goods?** If YES, the segment is "Dangerous goods." If NO, the segment is "Other system trains."
8. **Passenger train subject to a public service obligation?** If NO, the segment is "Other passenger trains." If YES, continue to point 9.
9. **Compensation adjusted with changes in charges?** If YES, the segment is "Traffic with agreements where compensation is adjusted with changes in charges." If NO, continue to point 10.
10. **Feeder transport to the main airport?** If YES, the segment is "Feeder transport to the main airport." If NO, continue to point 11.
11. **Experience routes with exclusive rights?** If YES, the segment is "Experience routes with exclusive rights." If NO, the segment is "Other with traffic agreements."



Figur 2: The assignment of transports to market segments is currently only available in Norwegian

5.3 Minimum access package and charges

5.3.1 Content of the minimum access package

According to the Railway Regulations, Section 4-1, railway undertakings are given access to the minimum access package by concluding an AST with Bane NOR.

The Minimum access package includes the following:

- a. processing infrastructure capacity applications
- b. the right to use allocated capacity
- c. use of railway infrastructure, including points and crossings
- d. traffic control, including signalling, regulation, processing and communication and gathering of information about rail services
- e. use of power supply equipment for traction current, where available
- f. all other information that is necessary to implement or operate the service for which capacity is allocated – this includes electronic announcements, route diagrams and traffic rules issued by Bane NOR, but limited to the lines on which the railway undertaking in question is permitted to operate.

Traffic control – GSM-R equipment for vehicles

Traffic control, as mentioned in letter d), also includes data communication for ERTMS onboard equipment and communication via fixed-mounted GSM-R telephones between trains (drivers) and the traffic control centre/traffic controller at stations on non-centrally controlled sections.

The railway companies are responsible for providing GSM-R equipment and ensuring it is correctly installed in the vehicles. The GSM-R equipment must comply with the guidelines provided in Annex 2.3.12 Communication Systems. For the driver's terminal, the requirements are in accordance with UIC EIRENE for an 8W cab radio with an external antenna and external power supply.

Any other use of the GSM-R phone is considered an additional service. Costs associated with traffic control or station staffing on sections without line blocks, in connection with the operation of regular trains or special trains, are covered by the minimum package of services.

Contact OPM Support

Telephone [+47 73 41 01 10](tel:+4773410110)

E-mail opm.brugerstotte@banenor.no

Power supply

Where a power supply is available, railway companies are entitled to use this equipment by entering into an AST with Bane NOR. For more information on which parts of the railway network are equipped with overhead line systems, see [Annex 2.3.9 Electrified Lines](#).

Regarding the use of power supply equipment under letter e) (access to the overhead line system via the pantograph), railway companies are entitled to use this where it is available by entering into an AST with Bane NOR. Information on which parts of the railway network are equipped with overhead line systems can be found in [Annex 2.3.9 Electrified Lines](#).

Bane NOR's electronic distribution system

Railway companies are also responsible for connecting to Bane NOR's distribution system for announcements (FIDO) and for providing equipment that can receive announcements from Bane NOR, such as a PC or tablet. This equipment should be able to receive announcements both before departure

from the departure station and en route, provided that it is possible to receive signals from the internet or mobile networks.

For more information, see [the Railway Network Traffic Regulations \(TJN\) Chapters 1 and 2](#).

Contact FIDO

E-mail fido@banenor.no

Access to condition monitoring systems for rolling stock

The system is available via a web interface for FleetONE.

FleetONE

[Log in](#)

Contact Bane NOR OSS

E-mail oss@banenor.no

5.3.2. Method for calculating charges for the minimum access package

In accordance with the Railway Regulations, Chapter 6, and the Regulation on the Implementation of Regulation (EU) 2015/909.

5.3.2.1. Charges based on direct costs—basic charge

The charges for access to the basic service package (see the Sections 4-1 and 6-2 of the Railway Regulations) and access to service facilities must be set at the cost arising “as a direct consequence of the rail service in question”, see Section 6-2(1) of the Railway Regulations on the basis of EU Regulation 2015/909, Bane NOR is of the opinion that the term “direct consequence” can be replaced by a marginal cost principle on the basis of an economic analysis. Furthermore, the Railway Regulations use a “mandatory clause”, and this is understood as a minimum payment, unless the exceptions in the Regulations apply.

Bane NOR has performed an econometric analysis on the basis of costs linked with corrective and preventive maintenance of the infrastructure and traffic load. The method is based on determining how costs vary depending on different traffic volumes, based on mathematical and statistical methods. Both costs and traffic load were measured for each line section for the years 2017-2021. The model is in logarithmic form (double log) and traffic load is measured based on the number of train kilometres. This means that we calculate cost elasticity, such as how many percent costs increase by in the event of a 1% change to traffic volume.

The fact that the lines have different technical designs in the form of the number of points, tunnels, speeds, and so forth, has been indirectly taken into account by differentiating between regions. The estimation of the cost elasticities is carried out using the ordinary least squares method, often referred to as OLS in literature. Marginal costs can be determined by multiplying the cost elasticity by the average costs.

Division by region

The marginal costs are not constant across the entire network, as confirmed by the marginal cost calculations. By dividing the railway sections into regions, it is possible to account for the different cost levels and indirectly adjust for variations in technical variables without directly including them in the model.

Table 1: Division of lines in Norway

Region	Line
Oslo region	Alnabanen Askerbanen Drammenbanen Gardermobanen Hovedbanen Follobanen
Ofotbanen	Ofotbanen
Remainder	All other lines

Differentiation of the charge based on axle load

From 2025, there will be a differentiation of the basic charge based on axle load. The calculations have been documented in [Annex 5.3.2.1 Basic charge](#) (dated 1 Sep 2023) and forms the basis for the rates in Chapter 5.3.3.

5.3.2.2 Capacity charge

The Railway Regulations, Section 6-2 (2), provide a basis for a supplement to the charge so that it reflects the lack of capacity in an identifiable part of the rail network. Bane NOR will not collect any capacity charges in 2025.

5.3.2.3 Mark-ups on infrastructure charges

In addition to the base price, the infrastructure manager, according to Section 6-3 of the Railway Regulations, has the opportunity to cover additional costs through surcharges if the market allows for it. A report on surcharges, attached to the Network Statement 2024, describes the methods used to calculate these surcharges.

A review of market segmentation and an analysis of the segments' ability to bear costs have been conducted; see Chapter 5.2.5 for an overview of the market segments. The following segments have been considered relevant for surcharges:

- passenger traffic with traffic agreements (PSO, public service obligation) where fee increases can be covered
- iron ore and similar transport A
- iron ore and similar transport B
- other ores and minerals
- transport to the main airport.

The allocation of surcharges between the segments follows the principle of minimal impact from adjustments. Segments with low price elasticity should pay relatively more than those with higher price elasticity (Ramsey principle). Since the PSO segment can pass on fee changes to the state, the Ramsey principle cannot be applied in this case. Therefore, the surcharges in the PSO segment are set so that its share of the total surcharge is proportional to its share of train kilometers (using traffic data from 2019, 2021, and 2022 as a basis). The remaining surcharges are distributed across the other surcharge segments using the Ramsey principle. The rates per train kilometer are determined by dividing the total surcharge for a segment by the number of train kilometers in that segment.

Note:

It is informed that SJT has sent a notice of decision to Bane NOR regarding surcharges for 2024 and 2025, and that there may be changes in surcharges for 2026 following a potential final decision from SJT on the matter.

5.3.2.4 Discounts

To promote new services, Bane NOR, based on the principles of competition neutrality in each individual case, will agree on possible discounts in accordance with Section 6-4 of the Railway Regulations. The agreements will specify the time period and the extent of the discount.

Section 6-4 of the regulations also allows for the provision of a time-limited discount to stimulate traffic on significantly underutilised sections. The regulation clarifies that it is not enough for a section to be underutilised, but it must be significantly underutilised. "Significantly" is understood to mean that the capacity of the section is under 50% throughout the day. Traffic has increased in recent years, and there are no longer any sections that meet the criteria for being defined as significantly underutilised.

Bane NOR has provided the freight traffic with an incentive to increase usage of the following sections/sectional parts by offering a discount on track charges related to the minimum package of services on the relevant sections/sectional parts. To ensure that the discount provides the right market stimulus, Bane NOR believed it needed to be substantial and apply for a long enough period to provide predictability. The level of the discount was set based on Bane NOR's market knowledge and consultations with operators. In 2017, the discount was set at 75% and was reported to apply until 2025 on the following sections that met the above definition of being significantly underutilised:

- all non-electrified sections
 - Kongsvinger–Elverum
 - Hamar–Elverum–Røros–Støren
 - Dombås–Åndalsnes
 - Trondheim–Hell–Storlien/Bodø
- Sørlandsbanen, on the Kongsberg–Kristiansand–Orstad (Ganddal) section
- Dovrebanen, on the Eidsvoll–Dombås–Åndalsnes/Heimdal/Brattøra sections
- the Roa–Hønefoss and Hønefoss–Hokksund sections.

Because the sections are no longer significantly underused, Bane NOR wishes to gradually phase out the discount from and including 2024, as shown in the table below:

Table 2: Phasing out the discount

	2023	2024	2025	2026	2027	2028
Rate	75 %	60 %	45 %	30 %	15 %	0 %

5.3.2.5 The following forms of operation are exempt from infrastructure charges

The following forms of operation are exempt from infrastructure charges:

- operation of rescue trains, firefighting trains, assistance trains, service trains and other trains used for inspection or maintenance of the railway infrastructure, as well as trains for the purpose of transporting equipment or materials to be used in connection with work on or near the infrastructure manager's own infrastructure
- the necessary operation for "running in" new infrastructure, test runs for type approval of new rolling stock and necessary operation linked with familiar operation of new infrastructure

- operation of museum trains under the museum’s own auspices. Such operations must not inconvenience other traffic. If the museum train is chartered by a third party, the charge will be paid as for other trains
- shunting of railway vehicles (rolling stock)
- transport of converter units to and from workshops and between converter stations
- operation on behalf of Bane NOR in connection with maintenance and development
- operation for non-profit purposes.

5.3.3 Minimum access package charges

All charges are specified exclusive of value-added tax and Bane NOR invoices include value-added tax.

The charges will be adjusted annually in accordance with Statistics Norway’s price index for the operation and maintenance of road systems. For more information, see Chapter 5.8.

Based on the documentation of the basic charge and mark-ups, the 2026 charges are, based on 2025 charges, set to:

Table 3: Charges (2025 charges) – Paragraph references relate to the Railway Regulations

Line section and axle load	Basic charge Section 6-2(1) (NOK per train kilometre)	Mark-up for the following market areas (Section 6-3) (NOK per train kilometre)				
		PSO*	Main airport	Iron ore and similar transport A	Iron ore and similar transport B	Other ore and minerals
Axle load below 25 tonnes		11,66	4,45	546,44	138,74	8,33
Oslo region	5,79					
Oftobanen	9,86					
Other lines/sections	9,86					
Axle load above 25 tonnes						
All lines/sections	157,77					

*PSO** = Public Service Obligation

The tables below provide examples of what will happen to the invoiced amount for a passenger train and a freight train:

Table 4: Example – RE11: Eidsvoll–Larvik; double-set and morning rush; one train (2025 charges)

Charge range	Subsection	Km	Rate (NOK)	Amount
Osloområdet	Eidsvoll–Oslo S	65,91	5,79	382
	Oslo S–Drammen	51,50	5,79	298
Other lines/sections	Drammen–Larvik	103,30	9,86	1 019
Total basic charge				1 698
Oslo region	Eidsvoll–Oslo S	65,91	11,66	769
	Oslo S–Drammen	51,50	11,66	600
Other lines/sections	Drammen–Larvik	103,30	11,66	1 204
<i>Total mark-up</i>				<i>2 573</i>
Total amount invoiced				4 272

Table 5: Example – Combined transport train Alnabru-Brattøra; 44 TEU; one train (2025 charges)

Charge range	Subsection	Km	Rate (NOK)	Amount
Oslo region	Alnabru–Lillestrøm	12,23	5,79	71
Other lines/sections	Lillestrøm–Eidsvoll	46,91	5,79	272
<i>Total basic charge</i>	Eidsvoll–Brattøra	485,1	9,86	4 783
<i>Sum grunnpris</i>				<i>5 126</i>
Discount (Base = Basic charge for the section with discount)			30%	-1 435
Total amount invoiced				3 691

5.4 Additional services and charges

If Bane NOR provides any of the additional services described in Section 4-4 of the Railway Regulations, Bane NOR must provide these to railway undertakings if they apply for them.

The railway undertakings must consult the party providing the service in order to obtain additional services provided by any party other than Bane NOR. Bane NOR determines the charges for use of additional services based on Section 6-9(4) of the Railway Regulations. Insofar as these services are only offered by Bane NOR, these services can at most be priced at the cost charged for performing the service, including a reasonable profit.

Additional services offered by Bane NOR include the following:

5.4.1 Traction current (power supply for train operation)

In accordance with Section 4-4 (1) letter a) of the Railway Regulations, which governs the supply of electrical energy for train operations in Norway, Bane NOR is responsible for ensuring the energy supply for train operations. This includes both the purchase of energy and resale to the railway companies operating on the national railway network. The Railway Regulations require the infrastructure manager to offer electrical energy as an additional service to all railway companies that need it.

Bane NOR supplies converted electrical energy for train traction through its Energy unit. The Norwegian Water Resources and Energy Directorate (NVE) has granted Bane NOR a licence to trade electrical energy, allowing the company to offer this service reliably to railway companies.

The calculation of electrical energy consumption for train operations can be carried out in two ways: either through direct measurement with energy meters installed in the traction units, or indirectly using gross ton-kilometres and associated key figures that convert these into energy consumption. The key figures take into account several variables, including the type of traction equipment, the rail section, and the traffic pattern.

The principles and requirements for the settlement and pricing of electrical energy are detailed in "Bane NOR's standard terms for settlement of 16 2/3 Hz energy." This document provides a comprehensive overview of how energy costs are distributed, how consumption data should be reported, and the terms and conditions for invoicing.

[Bane NOR's standard terms and conditions for the invoicing of 16 2/3 Hz energy](#)

Overview of the process for measuring, settling, and allocating costs for the energy supplied via the railway's contact line, installations related to the contact line, and substation installations.

Charges for traction current (power supply for train operation)

The price of electricity consists of the following main elements:

- electric power
- grid hire in order to send the power from the production site to Bane NOR's converter stations
- conversion and transfer losses at Bane NOR facilities
- Bane NOR's administrative costs
- public fees.

When services are requested by or offered to several parties, Bane NOR will set charges and publish these on banenor.no.

[Tariffs](#)

Overview of the current tariffs at any given time. All prices are excluding VAT.

5.4.2 Preheating of passenger trains

In accordance with Section 4-4 (1) letter b) of the Railway Regulations, Bane NOR is responsible for ensuring the power supply to stationary railway vehicles, including passenger trains that require pre-heating. This includes both vehicles with and without their own current collectors, as well as other types of trains that require a power supply while stationary.

Bane NOR's strategy for providing power to stationary railway vehicles is that:

- **vehicles with their own pantographs** will generally be supplied from the catenary via the pantographs
- **vehicles without their own pantographs** and others who require it are supplied from the train heating posts, where available.

This service is also offered to train categories other than passenger trains.

5.4.2.1 Pantographs

Bane NOR offers railway undertakings power supply to pantographs for stabled vehicles subject to the following conditions:

- Stabling sidings must be electrified and the track power supply must have adequate capacity.
- Stabling under live overhead contact lines must meet the minimum requirements concerning electrical safety as described in Chapter 7.3.5.2 and TJN 3.20.
- There must be adequate technical compatibility between track power supply and railway vehicles receiving the power supply. Experience shows that diode-equalisation of the vehicle's mains power converter during stabling results in adequate technical compatibility in accordance with EN 50388.
- Short-term interruptions in supply, that is interruptions with a duration of less than 15 minutes, must be expected and deemed necessary and do not need to be reported. Efforts are made to reduce the scope and duration of short-term interruptions through planning, particularly during the seasons when there is a critical need for power supply to the vehicles (for instance during the winter).
- Long-term interruptions in supply, that is interruptions with a duration exceeding 15 minutes, must be expected and may be necessary.
- Scheduled interruptions will be announced at least one day in advance. In the event that further coordination requirements are identified, interruptions are announced two weeks in advance so that the railway undertaking has the opportunity to manage the vehicles (such as rigging down, stabling elsewhere or connecting to any train heating posts). Efforts are made to schedule planned interruptions for seasons during which the need for power supply for vehicles is not critical (cold). Efforts are made to reduce unplanned interruptions through switching and will be announced as soon as possible so that the railway undertaking can manage the vehicles as necessary.
- Railway undertakings pay the costs associated with energy supply in accordance with the charges and terms set down in Chapter 5.4.1 Traction current (power supply for train operations).

Any need for this additional service must be reported in connection with the capacity allocation process, as described in Chapter 4.2.1.2. In the event of long-term interruption, railway undertakings may, following clarification with Bane NOR, use any available existing train heating posts if the vehicle is technically compatible with these. Costs associated with energy supply are incurred in accordance with the same principles as for Chapter 5.4.2.2 Train heating posts (with the exception of fixed annual rent). Energy consumption must be reported by the railway undertaking.

Contact Bane NOR OSS

E-mail oss@banenor.no

5.4.2.2 Train heating posts

The railway undertakings pay the costs associated with energy supply, following these principles:

- **16 2/3 Hz:** same prices and terms as for 5.4.1 Traction current (power supply for train operation).
- **50 Hz:** The costs correspond to the actual costs incurred by Bane NOR to provide the service. This refers to costs associated with the acquisition and supply of electrical power, including an administrative mark-up of 5%.

Annual rental charges:

- 1000 V (16 2/3 Hz or 50 Hz) – NOK 13 554
- 1x230 V (50 Hz) – NOK 9 488
- 3x230 V (50 Hz) – NOK 13 554
- 3x400 V (50 Hz) – NOK 20 331

[Tariffs](#)

Overview of the current tariffs at any given time. All prices are excluding VAT.

[Elkraftportalen](#)

Information you need when working on or by Bane NOR's electrical facilities.

If there is a need for new construction of train heating stations, railway companies can contact Bane NOR for an assessment of whether such stations should be established and how they should potentially be financed. Railway companies initiating new construction must advance the rental cost for the use of the station for three years.

For an overview of train heating post locations, see [our overview of stabling facilities](#).

5.4.3 Services for exceptional transport and dangerous goods

In accordance with Section 4-4 (1) letter c) of the Railway Regulations, Bane NOR is obligated to offer certain services related to exceptional transports and the transportation of dangerous goods. Below, the services offered by Bane NOR within these areas are described.

5.4.3.1 Services relating to exceptional transport

Bane NOR offers the railway undertaking the opportunity to verify the feasibility of a exceptional transport by simulating the transport in a dedicated software tool. This ensures that the transport can be carried out safely and efficiently on the relevant section of the railway.

Contact the exceptional transport unit (Spesialtransport)

E-post spesialtransporter@banenor.no

5.4.3.2 Services relating to the transport of dangerous goods

Bane NOR does not offer any particular services related to the transport of dangerous goods. The railway undertakings must follow the guidelines outlined in the ADR/RID regulations as these specify the requirements for the transport of dangerous goods. These regulations, which are a part of the European and international regulations, are available on the Directorate for Civil Protection and Emergency Planning (DBS) website.

Transport of dangerous goods – guidelines and other information

[ADR/RID-regulations on dbs.no](#)

[OTIF - Intergovernmental Organisation for International Carriage by Rail](#)

5.5 Ancillary services and charges

According to Section 6-9(4) of the Railway Regulations, Bane NOR sets the charges for any ancillary services. Insofar as these services are only offered by Bane NOR, these services can at most be priced at the cost charged for performing the service, including a reasonable profit. Otherwise, these services will be priced at market rates.

All ancillary services provided by Bane NOR must be made available to all undertakings on the same terms and without discrimination, in accordance with the Railway Regulations, Section 4-5 (2).

To use services provided by someone other than Bane NOR, the railway undertaking must consult the party providing the service.

Ancillary services as described in Section 4-5 of the Railway Regulations include the following:

a. Access to telecommunications network: Bane NOR does not provide access to telecommunications networks other than those required in connection with train operation.

b. Provision of supplementary information: Railway undertakings requiring information in addition to that provided in the Network Statement and other available sources should contact the OSS.

c. Technical inspection of rolling stock: Bane NOR does not normally offer technical inspection of rolling stock, but it may do so in exceptional cases, such as when starting traffic after an incident or similar when restoring traffic.

d. Ticketing services at passenger stations: Bane NOR does not offer ticket sales to passengers at stations, but it offers the option of hiring space for ticket sales and/or ticket machines.

e. Specialised heavy maintenance services: Bane NOR does not offer specialised heavy maintenance services supplied at maintenance facilities designed for high-speed trains or other types of rolling stock requiring special facilities.

Contact Bane NOR OSS

E-mail oss@banenor.no

5.5.1 Other services

In accordance with Section 6-9 (4) of the Railway Regulations, Bane NOR sets prices for additional services. If exclusively offered by Bane NOR, these services may be priced at no more than the cost of providing them, plus a reasonable profit. Services provided by other suppliers will be priced according to

market terms. Additional services, as described in Section 4-5 of the Railway Regulations, are offered upon request.

A separate agreement with Bane NOR is required for additional services, and prices will be specified in this agreement. In general, additional services are priced at market terms.

5.5.1.1 Rescue

Bane NOR, through the recovery and emergency unit (Berging & beredskap jernbane), has established enhanced rescue preparedness for specific fire-sensitive areas in the Oslo region and along the Bergensbanen.

- **Oslo S:** A fire and rescue train transports rescue personnel and equipment to accident sites with a response time of 15 minutes.
- **Bergen:** A rescue locomotive has a minimum one-hour preparation time for high-altitude incidents.

The deployment of rescue trains is decided by emergency services in cooperation with train dispatchers and executed by Bane NOR's operational train control upon notification to the the recovery and emergency unit.

Rescue service agreements include:

- Geilo Red Cross: equipment, personnel, and GPS-marked routes during winter
- Finse 1222 and Vatnahalsen Hotel: accommodation during crisis situations
- local fire brigades: Training and equipment for grounding overhead catenary systems.

5.5.1.2 Recovery

Bane NOR provides nationwide recovery services with personnel and equipment. Recovery operations are coordinated by the Recovery Manager (Bergingsleder), requested by the train dispatcher. These operations may include:

- Clearing accident sites and transporting rolling stock.
- Temporary repairs to enable transport to workshops.

Recovery equipment is available at multiple locations, including Lodalen, Bryne, Bergen, Trondheim, Mo i Rana, and Narvik.

Services include vehicle transport, temporary repairs, and technical assistance. Costs for recovery are borne by the party responsible for the damage.

The primary objective of the recovery service is to clear the incident site (accident/derailment) of railway rolling stock and freight, as well as manage transport from the site to the nearest suitable location for stabling, allowing infrastructure repairs and the resumption of normal train traffic.

The recovery service has diesel locomotives equipped with specialised couplers for use in clearing vehicles with technical problems that obstruct traffic in the Oslo region.

In recovery operations, the party causing the damage or triggering the operation will receive an invoice from Bane NOR in the form of a reimbursement claim for each case.

Railway undertakings are responsible for providing the technical information necessary for recovering rolling stock, such as descriptions of lifting points, braking systems, and electrical systems, to Bane NOR's recovery and emergency unit (Berging & beredskap jernbane).

The recovery and emergency unit has established standby arrangements with personnel and equipment available at the following locations:

Lodalen

- Recovery manager, rescue crew, and locomotive drivers
- Diesel locomotive, diesel motor vehicle with recovery equipment, lorry with recovery equipment, recovery vehicle with rotating crane, miscellaneous vehicles and heavier rescue and recovery equipment.

Bryne

- recovery crew
- recovery equipment trailer.

Bergen

- recovery crew and locomotive drivers
- diesel locomotive, recovery equipment carriage, and crew carriage.

Trondheim

- recovery crew
- recovery equipment carriage and crew carriage.

Mo i Rana

- recovery crew
- combined recovery equipment and crew carriage.

Narvik

- recovery crew
- recovery equipment in containers on flat carriage.

Rescue and recovery equipment refers to standard portable tools, hydraulic lifting devices, transition coupling, and transport trailers.

Services that may be offered by the recovery and emergency unit:

- transport of rolling stock that cannot run as ordinary trains to workshops or another agreed location
- temporary improvements to prepare rolling stock for transport to a workshop
- rescue and recovery services at the incident site after the basic services have been completed and infrastructure reopened
- technical and other interim assistance to railway undertakings. This could include: reviewing CCTV, charging errors, issues connected to coupling, and others. This assumes that railway undertakings provide the rescue and recovery unit with operational access to rolling stock, as well as permission for the technical operation of rolling stock.

These services are available upon request. For more information about rescue and recovery services, please contact Bane NOR

Roy Johnsrud
Rescue Unit Manager

E-mail roy.johnsrud@banenor.no

5.5.1.3 Firefighting train

Bane NOR can decide to run firefighting trains behind trains that have a greater than normal risk of combustion. A request for a firefighting train is made at the same time as the infrastructure capacity application. For further details about the application process, see Chapter 4.2.

Flatbed wagons for transporting rescue vehicles on the railway line are based in Bergen and Voss.

5.5.1.4 Tank wagons containing water for extinguishing fires along the railway line

Bane NOR can choose to park water wagons at stations near line sections where it is known from experience that there is a greater than normal risk of ignition and access to water may be difficult.

Water wagons/containers are located in Alnabru, Sarpsborg, Hønefoss, Ål, Myrdal, Voss, Hamar, Dombås and Støren. There are also water wagons on the Ofoten Line, and these are stationed in Narvik.

5.5.1.5 Snow clearance locomotive

During winter, Bane NOR stations a diesel locomotive at Myrdal Station on Bergensbanen, primarily for the purposes of snow clearance. A snow coordinator is stationed in Finse during the winter season.

No snow clearance locomotive is stationed on Nordlandsbanen and may be ordered from Hamar at short notice. There is a Beilhack snowblower at Dunderland.

5.5.1.6 Water supply for trains

Water supply for passenger trains (drinking and washing water)

The need for access to water pumps is reported in connection with the capacity allocation process. For more information about the application process, see Chapter 4.2.

Water supply (large volumes in a short time)

For a list of service facilities that offer water refilling, see [our overview of stabling facilities.](#)

The need for access to water cranes during train operation is reported in connection with the capacity allocation process. For more information about the application process, see Chapter 4.2.

5.5.1.7 Disposal of waste from toilets

For further information about disposal of waste from toilets, see [our overview of stabling facilities.](#)

5.6 Financial penalties and incentives

5.6.1 Penalties for path modification

There are currently no charges imposed for timetable changes.

5.6.2 Penalties for path alteration

There are currently no charges imposed for timetable changes.

5.6.3 Charges for non-usage

The full basic charge will be charged for trains that do not operate and that have not been cancelled prior to the planned departure time. No path cancellation charges will be levied in the event of acute incidents occurring. These will come under the performance scheme. For more information about the performance scheme, see Chapter 5.7.1.

5.6.4 Penalties for path cancellations

In accordance with Section 6-7 of the Railway Regulations, the purpose of reservation charges is to emphasize that unused track capacity has alternative value, either through use by another railway undertaking or for infrastructure manager maintenance. Reservation charges are applied for allocated infrastructure capacity that is either canceled or not used by the applicant.

The applicant, which can be a railway undertaking or another entity as defined in Section 1-7 (p) of the Railway Regulations, is responsible for paying these charges. The infrastructure manager is exempt from paying reservation charges for its own transport related to maintenance, pursuant to Section 23 (1), second sentence, of the Licensing Regulations.

Reservation charges are calculated based on information about allocated capacity and the cancellation time recorded in BEST, or unused capacity registered with code 85 in TIOS. The charges apply to unused capacity, including ad hoc allocations, and only when the applicant is directly responsible. In cases of disagreement regarding the cause codes, the railway undertaking may lodge a complaint in accordance with the dispute resolution procedure outlined in Section 5.7.1.

Table 6: Path cancellation charges that are levied

Period	Charges that are levied
Up to 15 days before the planned departure time from the rail-head station.	30% of the basic charge
Between 14 and 48 hours before the planned departure time from the rail-head station.	60% of the basic charge
<48 hours before the planned departure time from the rail-head station.	80% of the basic charge

The basic charge in the table is calculated based on the planned route and train kilometres.

A train that is not operated and for which there is no cancellation before the scheduled departure time will be charged the full base price. This includes trains that are not operated and not cancelled, and are registered in TIOS with cause code 85 and cause type "Cancelled due to market reasons."

No reservation fees will be applied in the case of sudden, unforeseen events. These will be covered under the performance scheme. For more information about the performance scheme, see Chapter 5.7.1.

5.6.5 Incentives/discounts

5.6.5.1 ERTMS discounts

In accordance with Section 6-2(6) of the Railway Regulations, Bane NOR does not currently provide an incentive scheme linked with ETCS equipment beyond what has already been established via the agreement on 50% coverage of railway undertakings' installation costs.

5.6.5.2 Silent brake pads

In accordance with Section 6-2 (3) of the Railway Regulations, Bane NOR, in line with the NOI TSI, is considering both incentive schemes and pricing measures to encourage a swift transition to low-noise composite brakes. A proposed scheme will be submitted for consultation before implementation. An incentive scheme will be introduced once the relevant technology is approved for Northern Europe.

5.7 Performance scheme

5.7.1. Bane NOR's performance scheme

The performance scheme is designed based on the Railway Regulation § 6-6. The scheme for performance improvement, including the dispute resolution scheme, is included in the AST appendix 4: Performance Scheme, and has been in effect since January 1, 2017. The scheme does not apply to operations mentioned in chapter 5.3.2.5, as well as trains without a schedule, including shuttle trains.

The purpose of the performance scheme is not only to impose a penalty when the agreed performance level is not achieved but also to encourage greater operational stability or a higher performance level.

The scheme is based on absolute values for delay estimates and cancellations, with payments beginning from the first event registration. A linear model is used to calculate the amounts in the performance scheme. This means that the applicable rate for delay minutes is multiplied by the number of countable delay minutes, and the applicable rate for cancellations is multiplied by the number of countable cancellations. This is done for each operator, and the sums are added up to show the total payment from Bane NOR to the railway company and the total payment from the railway company to Bane NOR. If the monthly total for the railway company or the monthly total for Bane NOR to the railway company exceeds the established maximum amount (so-called cap), the sum will be reduced to the maximum amount. The applicable rates and rules for the maximum amount are shown at the end of this section.

The scheme also includes a bonus system for reducing delays for freight trains, as described at the end of this chapter.

Cause codes included in the scheme

- **Codes 1–5, 7, 86 and 99, as well as delays/cancellations with no cause codes** (Bane NOR)
- **Codes 81–85:** for delays and 81 for cancellations (railway undertakings)
- **Code 5:** excluded from data on cancellations, as these have been included in the “train replacement bus” scheme
- **Code 99:** represents consequential delays as a result of primary causes (codes 1–5, 7, 81–86, and 91–94)).
 - Bane NOR will pay what the railway undertakings have been charged for codes 86 and 99.

- The railway undertakings will indirectly pay their share of the events under codes 86 and 99 by paying a higher NOK rate on the primary causes (codes 81-85) except on the following lines: Arendalsbanen, Breiviksbanen, and Flåmsbana.
- Cancellations where action cards are used, are included.

The cause codes are explained in the tables below. There are three major changes:

1. Cleanup work after acute incidents will no longer be assigned to code 1, but instead to the root cause: This change is made to ensure that the cause codes more accurately reflect the true cause of delays.
2. Code 6 will be renamed to code 86, and delays caused by work trains with faults that block the track will be assigned to code 1: This change allows code 86 to be clearly designated as a train company code, while delays caused by faults on work trains will be moved to a Bane NOR code.
3. Follow-up delays will have their own code (99), while code 7 will be refined to represent delays caused by issues in traffic management/route planning: This change creates a clearer distinction between delays caused by Bane NOR and follow-up delays (delays caused by other delayed trains).

Table 7: Cause codes TIOS

Infrastructure manager	Railway undertaking	External circumstances
Code 1 – Railway	Code 81 – Vehicle fault	Code 91 – Delay from abroad
Code 2 – Security system, signal installation and remote control	Code 82 – Vehicle delayed from stabling facility	Code 92 – External circumstances
Code 3 – Electric power/overhead contact line	Code 83 – Lack of personnel	Code 93 – Incident, collision
Code 4 – Telecommunication, transmission, ERTMS, and ICT	Code 84 – Station stop	Code 94 – Unwanted incident
Code 5 – Planned infrastructure maintenance	Code 85 – Planned conditions not met	
Code 7 – Traffic control / route planning fault	Code 86 – Vehicle fault blocking track	
Code 99 – Consequential delays (infrastructure manager's share)	Code 99 – Consequential delays (railway undertaking's share)	

Table 8: Detailed list of codes with explanations - Bane NOR

Code number and name	Explanation
Code 1 – Railway	<ul style="list-style-type: none"> ● line fault, rail break, sun kink, frost heave ● slow running according to FIDO ● slippery track, snow/ice/fallen leaves, tree on the track, vegetation obstructing visibility ● slippery platform ● surface water due to blocked culvert (not flooding) ● planned work not completed on time ● work train with fault blocking the line

Code number and name	Explanation
	<ul style="list-style-type: none"> • fault at terminals (e.g. cranes).
Code 2 – Security system, signal installation and remote control	<ul style="list-style-type: none"> • traffic controllers unable to set signal • track section coverage including salt coating • fault in track circuit, point control, interlocking system/remote control system, ATC balise • fault in level crossing protection systems, avalanche warning systems • switch not in control • unintentional passing of a stop signal due to technical fault ("signal drop") • fault in emergency power supply system.
Code 3 – Electric power/overhead contact line	<ul style="list-style-type: none"> • downed/damaged overhead line • tree over overhead line system • fault in overhead line components • fault in traction substation (loss of power/reduced capacity) • lack of point heating
Code 4 – Telecommunication, transmission, ERTMS, and ICT	<ul style="list-style-type: none"> • telecommunication and transmission faults for which Bane NOR is responsible and which lead to operational disturbances • fault in the GSM-R system • fault in loudspeakers/display systems • fault in FIDO communication • ERTMS fault.
Code 5 – Planned infrastructure maintenance	<ul style="list-style-type: none"> • train planned to be cancelled due to scheduled works on the relevant section, known to railway undertakings in advance • delays resulting from waiting for alternative transport • single-track operations due to planned works.
Code 7 – Traffic control / route planning fault	<ul style="list-style-type: none"> • the signal is set too late by the traffic controller • fault in auxiliary systems (FJS [Automat/ATL/TLS]) • fault in the timetable; data fault in TIOS • difficulty reporting trains to staffed stations • Bane NOR personnel misuse the FIDO system • missing station operator or train controller.

Table 9: Detailed list of codes with explanations – railway undertakings

Code number and name	Explanation
Code 81 – Vehicle fault	<ul style="list-style-type: none"> • any vehicle fault that causes stop or reduced speed • load displacement on freight train • fault in the onboard equipment for FIDO, ERTMS and ATC.
Code 82 – Vehicle	Used when departure is delayed because the train is not prepared in time from the

Code number and name	Explanation
delayed from stabling facility	operational depot/engine shed/parking track or similar. <i>If the root cause of the delay is known, that code should be used instead of cause code 82.</i>
Code 83 – Lack of personnel	<ul style="list-style-type: none"> • delay caused by a personnel shortage at the railway undertaking, including staff changes en route • major disruption situations such as emergency response protocols. <p><i>Exception: in cases of acute illness among staff, this should be recorded under code 94.</i></p>
Code 84 – Station stop	<ul style="list-style-type: none"> • scheduled stop time at station/stop is exceeded due to passengers, loading/unloading of freight, shunting/dividing/coupling, or use of a wheelchair lift en route • the railway undertaking requests that the train be held due to transfer passengers from other delayed trains, regardless of the cause of the delay on the train waiting. <p><i>Since cause codes are recorded upon arrival, a station stop must also be recorded upon arrival at the next station.</i></p>
Code 85 – Planned conditions not met	<ul style="list-style-type: none"> • the train is operated with reduced capacity • the train does not maintain the scheduled speed • test running • additional train stops ordered by the railway undertaking • train cancelled due to market-related reasons or lack of vehicles • the railway undertaking’s personnel use the FIDO system incorrectly • adjustments made to account for previous delays (most relevant for trains operating on a commuter schedule). <p><i>Exception: This code is not used for adjustments due to activated action cards and other major events that disrupt large parts of the train traffic; in such cases, the primary cause is used. It is also not used if something prevents the train from running on the route, such as a train breakdown.</i></p>
Code 86 – Vehicle fault blocking track	<ul style="list-style-type: none"> • Used for delays caused by another broken-down train or a train with a fault blocking the line; also used if single-track operation must be implemented due to this. • Should be used even if the broken-down train or train with a fault on the vehicle has resumed operation. <p><i>When the line is cleared for traffic, but the signaller chooses to hold back an opposing train while waiting for a crossing, this train should be assigned Code 99 (Consequential delay). Remember: The broken-down train or train with a fault should have Code 81 (Fault on vehicle).</i></p>

Table 10: List of codes for consequential delays

Code number and name	Explanation
Code 99 – Consequential delays	<ul style="list-style-type: none"> • on-time trains waiting for a delayed train for crossing, or caught in a queue • train delayed by other train movements • overall assessments made by the signaller regarding the order/selection of crossing points • lack of room at terminal/stabling area.

Table 11: Detailed list of codes with explanations – external circumstances

Code number and name	Explanation
Code 91 – Delay from abroad	<ul style="list-style-type: none"> • train delayed from / cancelled in Sweden • train is detained in Norway due to a problem in Sweden.
Code 92 – External circumstances	<ul style="list-style-type: none"> • storm, flooding, landslides making the line impassable, as well as the risk of such events • heavy snowfall during periods when snow clearance has not been established.
Code 93 – Incident, collision	<ul style="list-style-type: none"> • collision with a person, vehicle, animal, or other object on the track or at the station • operational accidents, derailments <p><i>Shunting accidents. Used for all derailments and collisions, regardless of the underlying cause.</i></p>
Code 94 – Unwanted incident	<ul style="list-style-type: none"> • near accidents such as unauthorized access to tracks or reports of animals along the line • train waiting for police/ambulance/customs officers • fire near the track/station • unintended passing of a signal at stop (actual passing) • power failure • sudden illness of the traffic controller or the railway undertaking's personnel.

Some clarifications: When the first departure in a train pair is delayed and this causes the return train to also be delayed, the cause code for the departure will be carried over to the return train.

Railway undertakings' cancellations with the cause type "Cancelled due to market-related reasons" will still incur a reservation fee, as before; see chapter 5.6.4 for more information. Other cancellations will be charged according to the cause code and rates under the performance scheme.

In 2023 and 2024, a revision of the performance scheme has been underway. Throughout the process, consultations with railway undertakings and meetings with the Norwegian railway directorate (Jernbanedirektoratet) and the Norwegian railway authority (Statens jernbanetilsyn) have taken place. The goal has been to strengthen the financial incentives in the scheme and make them more targeted. Based on the scheme as it was during the period 2018–2023, planned changes were announced in the Network Statement 2025. For 2026, we will continue the planned changes for 2025 and add some new ones:

- New rates have been calculated and are differentiated by three geographical areas.
- Railway undertakings will pay for cancellations only on code 81.

By distinguishing between geographical areas (see table 12 below), better alignment is achieved between the rates in the performance scheme and the consequences of delays and cancellations. It was also considered to distinguish between peak and off-peak times. This was rejected to avoid unnecessary complexity, administration, and data challenges.

Table 12: Geographical areas

Area	Lines
East	Alnabanen, Askerbanen, Drammenbanen Oslo–Lier, Follobanen, Gardermobanen, Gjøvikbanen, Hovedbanen, Kongsvingerbanen, Oslo S–Skøyen, Østfoldbanen, Solørbanen, Spikkestadbannen
Ofofbanen	Ofofbanen
North and South-West	Arendalsbanen, Bergensbanen, Bratsbergbanen, Breviksbannen, Dovrebanen, Drammenbanen south of Lier, Flåmsbanen, Meråkerbanen, Nordlandsbanen, Randsfjordbanen, Raumabanen, Roa–Hønefossbanen, Rørosbanen, Sørlandsbanen, Tinnosbanen, Vestfoldbanen

In calculating the new rates, socio-economic time costs associated with delays and cancellations for different types of train services within freight and passenger transport on the railways have been taken into account. These costs depend on the number of passengers and goods on board the trains, as well as the time values for passengers and freight owners. The relative differences in socio-economic costs between the geographical areas and between passenger and freight trains have been used as the basis for rate differentiation. The rate levels have been set in such a way that the net consequences (i.e., the difference between income and payments) for freight trains, passenger trains, and Bane NOR are approximately the same as the previous version of the scheme, provided traffic, delays, and cancellations are consistent with 2023. This does not mean there are no changes in the incentives, as some rates have increased while others have decreased. The incentive for each party to avoid deviations where they have the greatest consequences has been strengthened.

Until 2025, cancellations were only part of the scheme for railway undertakings operating passenger trains, but from 2025, this will also apply to freight trains. Until now, the railway undertakings have paid for cancellations under codes 81–84. A change for 2026 is that railway undertakings' own cancellations will only lead to payments under code 81. (For cancellations due to market-related reasons, the reservation fee will still apply as before.) This change has been made in part based on feedback from the railway undertakings. Codes 82–84 were previously included because it was emphasized that not only punctuality, but also regularity, is a goal. The argument for focusing on code 81 is primarily to encourage the avoidance of cancellations that have negative consequences for other trains.

Table 13: Delays – railway undertakings

	NOK per minute of delay	East	Ofofbanen	North and South-West
Passenger trains	Standard rates	162	90	116
Passenger trains	Section without addition for	110	76	76

	NOK per minute of delay	East	Ofotbanen	North and South-West
	consequential delays			
Freight trains	Standard rates	58	71	90
Freight trains	Section without addition for consequential delays	40	60	59

Sections without addition for consequential delays are Arendalsbanen, Breviksbanen, and Flåmsbana.

Table 14: Delays – Bane NOR

	NOK per minute of delay	East	Ofotbanen	North and South-West
Passenger trains	Standard rates	110	76	76
Passenger trains	Planned work not finished in time	154	106	106
Freight trains	Standard rates	40	60	59
Freight trains	Planned work not finished in time	55	83	83

Table 15: Cancellations – railway undertakings

	NOK per minute of delay	East	Ofotbanen	North and South-West
Passenger trains	Standard rates	8 089	6 865	8 464
Freight trains	Standard rates	3 717	4 220	5 149

Table 16: Cancellations – Bane NOR

	NOK per minute of delay	East	Ofotbanen	North and South-West
Passenger trains	Standard rates	5 714	6 421	6 421
Passenger trains	Planned work not finished in time	8 000	8 990	8 990
Freight trains	Standard rates	2 626	3 947	3 906
Freight trains	Planned work not finished in time	3 676	5 525	5 469

In accordance with the Railway Regulations § 6-6, which stipulates that because the performance scheme should not jeopardise the financial viability of a service, the following maximum values have been established for all parties:

- **Delays:** 75% of the invoiced amount per month for railway companies, and 100% for Bane NOR related to the minimum package.
- **Cancellations:** 75% of the invoiced amount per month for railway companies, and 100% for Bane NOR related to the minimum package.

The rates for 2026 will be adjusted in accordance with Statistics Norway's (SSB) price index for the operation and maintenance of road infrastructure. For more information on price changes, see Chapter 5.8.

Bonus scheme for the freight industry

Section 6-6 of the Railway Regulations allows for the performance scheme to include "... bonuses that reward performance that exceeds what has been planned." For 2026, Bane NOR wishes to continue the bonus scheme for the freight industry. The reason for this is that the freight industry is accountable for a large proportion of delays, and increased quality and precision in traffic patterns for freight trains are expected to have positive ripple effects for passenger railway undertakings and contribute to increased socio-economic benefits. Bane NOR also suggests that no bonus scheme for the passenger train industry is introduced, as this will have little to no effect for the punctuality of passenger trains.

An estimated proportion of trains running on time has been calculated for the four market segments (combined/wagon load, timber and woods chip, iron ore and minerals, and other system trains) based on historical data. The proportion has been estimated based on the average proportion of trains running on time for each segment in the last four years of available data. The threshold for each segment will correspond to the historical average with a mark-up of 0.04, as the criteria for having a bonus scheme under Section 6-6 are that it "rewards performance that exceeds what has been planned". For 2026, the proportions have been estimated using data from 2019–2022. In this context, trains running on time refers to trains without delays recorded using code 81–85, as these are the delays over which railway undertakings have the greatest influence. The expected proportion of trains running on time has been used as the threshold for triggering a bonus. The market segments and associated thresholds are listed in the following table:

Table 17: Market segments and thresholds

Market segment	Threshold
Timber and woodchip	0,82
Combination and wagonload	0,85
Other industrial trains	0,94
Ore and minerals	0,96

The railway undertaking will receive a bonus for each additional train that runs on time beyond the expected number each month. The railway undertaking will not receive a bonus if the proportion of departures running on time one month is lower than the threshold.

If the number of departures running on time exceeds the threshold, the bonus will be calculated as follows:

$$\text{Bonus}_{ijk} = (\text{antall avganger i rute}_{ijk} - \text{antall forventede avganger i rute}_i) * b$$

$$\text{antall forventede avganger i rute}_{ij} = \frac{\text{antall avganger i rute i segment i 2019 - 2022}}{\text{antall avganger i segment i 2019 - 2022}} * \text{antall avganger}_{ij}$$

b = bonus per departure on time in addition to the expected number
i = segment
j = railway undertaking
k = month

For 2026, the bonus is set at 10,000 NOK per train running on schedule beyond the expected number per month. The maximum payment per month per train operator is limited to 40% of the base price.

5.7.2. Alternative transport compensation

The compensation scheme covers 80% of the costs tied to alternative transport (bus/taxi) that occur due to Bane NOR's planned maintenance and development activities. This is a one-sided scheme intended to reduce the costs for passenger train operators. For further details, see [AST Annex 4: Performance scheme](#).

5.8 Changes to charges

There is a need for annual charge adjustments between the updates to the calculated marginal costs approximately every five years and the determination of new charge levels. Bane NOR uses [Statistics Norway's cost index for operation and maintenance of road systems](#). The charge adjustment itself will be undertaken according to the following principle:

$$P_{t+1} = P_t \cdot \left(\frac{KI_t^{Q2}}{KI_{t-1}^{Q2}} \right)$$

$$P_{t+1} = P_t \cdot (KI_t^{Q2} / KI_{t-1}^{Q2})$$

P_{t+1} = next year's charge

P_t = current year's charge

KI_t^{Q2} = Statistics Norway's index per second quarter for the current (t) and previous (t-) year.

Table 18: Percentage changes to charges

	From 2022 to 2023	From 2023 to 2024	From 2024 to 2025
Price index (t-1) Q 2	187,9	216,5	219,7
Price index t Q 2	216,5	219,7	231,6
Percentage change year t to year t+1	15,20 %	1,50 %	5,4%

This means an adjustment to charges in arrears and provides predictability for the railway undertakings, as the price level is known for 4-5 years at a time and adjustment of the following year's charges will be completed in the third quarter of the previous year. At the same time, it will be possible to monitor [the index](#) throughout the year. The adjusted charges for the coming year will be published as an update to the Network Statement no later than 20 August of the current year.

5.8.2 Other changes to charges

The charges for the use of the rail network (the basic service package) are set and levied by Bane NOR within the scope of the Railway Regulations, Sections 6-1 to 6-5 and the Directive 2012/34/EU. Any changes must fall within the framework drawn up in the Railway Regulations, Chapter 6.

Relevant users will be notified in writing of changes to charges for access to and services at service facilities, and changes to charges for additional services and ancillary services at a consultation at which railway undertakings will be given a deadline of at least three months in which to comment.

Any changes to charges as a consequence of requirements stipulated by an enforceable judgement or market supervisory authority will be implemented immediately with no consultation.

5.9 Billing Arrangements

5.9.1 Invoicing of the minimum access package

Billing occurs after the 15th of each subsequent month. Billing information is published in the customer portal (Togselskap min side).

The railway undertakings are obliged to provide the necessary information for calculating the value of the service. If the railway undertakings fail to supply the necessary information, Bane NOR may set the value based on its own judgement.

For questions regarding billing, contact marked@banenor.no.

Togselskap min side

For questions, contact marked@banenor.no.

[Log in](#)

Information all railway undertakings are required to provide

The gross weight for all trains must be reported regularly. A completed wagon record – see Chapter 4 of TJN and ADR/RID 2023 – is considered to constitute satisfactory reporting.

The wagon record must be submitted electronically as stipulated by Bane NOR in [AST, Annex 2](#).

Payment terms (including non-payment)

Payment shall take place within 30 days. Interest on arrears will be charged on overdue payments, as stipulated in Section 2 of the Act relating to interest on overdue payments. If a railway undertaking fails to pay, Bane NOR will be entitled to withdraw train paths allocated to that undertaking. Such withdrawal of train paths may only take place in the event of major payment default.

5.9.2 Invoicing of additional services

The invoicing of additional services varies depending on the service type. The terms and conditions for the invoicing of traction current (power supply for train operation) are described in “Bane NOR’s standard terms and conditions for the invoicing of 16 2/3 Hz energy”.

Invoicing for the rental of train heating posts is done once per year.

[Bane NOR's standard terms and conditions for the invoicing of 16 2/3 Hz energy](#)

Overview of the process for measuring, settling, and allocating costs for the energy supplied via the railway's contact line, installations related to the contact line, and substation installations.

6 Operations

6.1 Introduction

This part provides an overview of the rules governing the operation of the railway network and how disruptions to planned operations are handled. Here, you will find important information about the guidelines for daily operations, including procedures that come into effect in the event of unforeseen incidents and deviations from the plan.

6.2 Operational rules

About operational rules

[TSI operation and traffic management \(TSI-Ope\)](#)

[Railway Regulations § 3-5 \(1\)](#)

[Regulation on Health Requirements for Operational Railway Personnel and Signals on Trains](#)

[Bane NORs traffic rules for the rail network \(TJN\)](#)

[A description of the infrastructure as a basis for the railway undertaking's line book](#)

6.2.1 Railway undertakings' obligation to apply TJN

Railway undertakings are obliged to comply with Bane NOR's applicable traffic rules and other operating rules applicable to the rail network.

Bane NOR may grant dispensations from the traffic rules in special circumstances. Dispensations may not be granted for rules pursuant to TSI-Ope. Applications must be submitted to the Traffic Division.

Kontakt Bane NOR

E-post postmottak@banenor.no

6.2.1.1 Changes to traffic rules issued by Bane NOR

Bane NOR uses the assessment instruction (utredningsinstruksen) as a basis when preparing traffic regulations, but the investigation instruction does not limit Bane NOR's right to make decisions regarding changes in accordance with the authority granted by law and regulations.

Changes to the traffic regulations that are a necessary result of implementing regulatory requirements, such as the common European rules in TSI-Ope, will typically not be subject to consultation by Bane NOR. In such cases, the consultation is carried out by the authority that sets the regulation.

Descriptions of technical installations, local procedures, or arrangements will generally not be subject to consultation, and the same applies to changes to these.

6.2.2 Requirements for permanently available transport management

Bane NOR requires that railway undertakings have transport management which is immediately available at all times when trains operate.

The transport management must have all authorisations allowing them to make decisions for the purpose of being able to bring abnormal situations to a close so that any negative effects of the abnormality are as minor and as short-lived as possible.

Railway undertakings must provide Bane NOR with necessary contact information for their own transport management. Undertakings are responsible for ensuring that this contact information is kept up to date at all times.

Any changes to contact information will be reported to sirkulaerer@banenor.no. Changes will be updated within 14 days of being reported.

6.3 Operational measures

In the event of operational disruptions, it is in Bane NOR's and the railway undertaking's joint interest to restore normal train operations, punctuality, and regularity as quickly as possible. This is also required in accordance with Railway Regulations § 10-4, which emphasizes the importance of ensuring efficient traffic flow. To achieve this, various measures may be used, such as prioritizing trains, cancelling trains, or redirecting trains.

6.3.1 Principles

Good punctuality and regularity are important requirements for Bane NOR's and the railway undertakings' reputations and financial situations and are a crucial requirement for achieving the best possible capacity utilisation.

One crucial requirement for good punctuality is that agreed planning requirements must be met; for further details, see Chapter 4.2.1.1. This is particularly important in the Eastern Norway region and in the vicinity of Bergen, Stavanger and Trondheim, where there is heavy railway traffic and a high level of rail network capacity utilisation. This must be taken into consideration in the short-term route planning.

Critical delays in a capacity context will vary according to the different line sections and depend on a number of factors such as distances between passing loops, the length of passing loops, the type of safety installation, as well as capacity utilisation and technical requirements for routes.

Of the above causes related to technical requirements for routes, critical delays in the Oslo area are defined as delays in excess of three minutes.

6.3.1.1 Priority rules in the event of irregularities in rail services

The purpose of the prioritization rules is to ensure a consistent and predictable management of traffic disruptions, as outlined in the requirements of Railway Regulations § 10-4.

The train controller shall, based on experience and a comprehensive assessment, ensure that traffic is normalized as quickly as possible (general disruption reduction). If necessary, the train controller should collaborate and coordinate with other affected train control areas, particularly for trains passing through the Oslo area.

Responsible personnel in the traffic areas, in cooperation with relevant railway undertakings, shall develop action plans for a unified approach to managing major traffic disruptions.

Detailed prioritization rules are established alongside the individual timetable.

6.3.1.2 Guidelines in the event of operational disruptions

The following guidelines have been provided for use by Bane NOR's operational traffic control in order to restore designated rail services as quickly as possible in the event of disruptions.

6.3.2 Operational guidelines

The general principle is that trains which are on schedule should be prioritized to remain on time.

However, there may be situations where considerations regarding the vehicle's turn-round and its importance for the execution of the timetable make it necessary to deviate from this principle.

The details of such deviations are established in connection with the relevant timetable, and Bane NOR publishes these guidelines just before each new timetable period begins. Railway companies are informed about the planned guidelines during the capacity allocation process.

6.3.2.1 The train controller's right to depart from the operational guidelines due to local conditions

Train controllers may depart from operational guidelines when this is deemed to be justified. The train controller's authority can be found in TJN Item 5.3: In certain situations, train controllers may deviate from the traffic rules for the railway network (TJN). This applies to situations in which there is a risk to life or health or where necessary to resolve or avoid a deadlocked traffic situation and there is no increased risk. Train controllers must clearly state which rules are being deviated from. Provisions that state that the rule originates from TSI-OPE cannot be deviated from and where it is stated that the provision originates from Annex A, deviations may not occur in lines with ERTMS.

6.3.2.2 Special measures in the event of disruption

In accordance with Railway Regulations § 10-4, Bane NOR must take all necessary measures to restore normal train traffic when disruptions occur, such as due to technical failures or accidents. Bane NOR also has the authority to take other necessary actions in such situations, such as withdrawing infrastructure capacity or requisitioning the railway companies' vehicles to restore normal traffic.

When Bane NOR exercises its right to requisition, net operating-related costs are reimbursed only if the disruption that led to the requisition was not caused by the railway company being requisitioned, or by those for whom they are responsible.

The costs associated with the use of Bane NOR's requisitioning right will be charged to the party responsible for the disruption in train traffic.

6.3.3 Disturbances

6.3.3.1 Foreseen problems

Predicted problems in the form of reduced infrastructure capacity must be resolved on the basis of the same prioritisation criteria as in the case of congested infrastructure, but in such a way that service trains

running for the purpose of helping to restore the limited infrastructure capacity are given priority over other trains.

Bane NOR and the railway undertakings involved can agree jointly on a different solution.

6.3.3.2 Unforeseen problems

In the case of unforeseen problems resulting in reduced infrastructure capacity, the same prioritization criteria apply as for congested infrastructure. Here too, work trains that help restore infrastructure capacity should be prioritized.

In such situations, the temporary traffic management solutions should be customer-oriented, ensuring that they best meet the needs of the railway companies' customers. The quality of operational disruption management plays an important role in the collaboration within the railway sector. This means that the solutions should not only focus on the traffic management itself, but also on alternatives such as alternative transport, customer communication, and other relevant customer handling for both passenger and freight trains.

The quality of operational disruption management is crucial, and there are three aspects to this:

1. preparation of alternative plans in advance of disruptions
2. operational handling of the disruptions
3. the parties' work with measuring, evaluating, and improving disruption management.

The selected solutions, plans, and action cards for operational disruption management must always comply with current safety requirements and regulations, laws, guidelines, and other relevant agreements; see the manual (below) for detailed descriptions.

For situations where Bane NOR has prepared action cards, these must be followed unless all involved parties collectively agree on an alternative solution. Bane NOR has an action card group consisting of representatives from the traffic control centres and railway undertakings. These action cards are evaluated and updated annually in line with the new timetable. The action cards must also be customer-oriented; see the manual (below) for detailed descriptions.

Manual - Kvalitet i operativ avvikshåndtering (NO)

[Download the manual](#)

"Reduced infrastructure capacity" refers to a situation where it is not possible to carry out the planned train operations on a section, for example, due to technical problems such as signalling failures, unavailable switches, or only one passable track on a double-track section.

6.3.3.3 Emergency response plan for accidents

Bane NOR has an emergency response portal (Beredskapsportalen). There, Bane NOR's system for emergency preparedness related to unwanted incidents is outlined. The descriptions in the portal convey Bane NOR's principles for dimensioning and prioritisation.

Emergency response analyses for objects and sections provide central guidelines for the railway undertaking's emergency response analyses/plans. These emergency response analyses are made available in the Emergency Response Portal.

Access to the portal requires a password. For assistance, send an e-mail to beredskap@banenor.no.

Emergency Response Portal

Emergency response information covering alerting protocols, incident handling, communication procedures, and coordination during emergencies.

6.3.3.4 Logging and storage of communications in the Bane NOR train radio network

In accordance with the Railway Infrastructure Regulations, Section 3-11, third paragraph, Bane NOR must store communications in connection with traffic management securely and for a sufficient time in relation to the need for any potential investigation of railway accidents, serious railway incidents and railway incidents.

Bane NOR logs and stores all such communications. This is applicable to all communication on the train radio network.

These communications will be played back in the following instances:

- in the event of railway accidents and serious railway incidents requiring connection with railway accidents and serious railway incidents
- in order to check communication discipline.

The purpose of storing these communications is linked to safety management in order to help clarify accidents and incidents. Everyone involved in playback must exercise caution in respect of confidentiality and maintaining privacy.

Separate administrative procedures have been prepared for use in connection with railway accidents and serious railway incidents.

6.4 Tools for Train Information and Monitoring

6.4.1 TIS

TIS (Train Information System) is a network-based program that supports international administration of railway traffic by supplying real-time data relating to international trains. Relevant data is obtained directly from Bane NOR systems. Bane NOR sends data to TIS, where all the information from the various managers is collated and combined so that it is possible to track the running of a train from departure or the initial destination to the final destination. This permits transboundary monitoring of the train, from start to finish.

Railway undertakings and terminal operators are also able to access TIS. They are invited to participate in the RNE TIS Advisory Board: all members of this board are given full access to TIS data if they are involved in the same train operations. If undertakings and the terminal operators are not members of the RNE TIS Advisory Board, mutual agreements may be signed between the individual undertaking and between the undertakings and terminal operators.

TIS may be accessed for free. If you would like a user account, please contact RNE TIS Support.

Contact TIS Support

E-mail support.tis@rne.eu

Website: rne.eu

6.5 Customer and traffic information system

Bane NOR provides customer and traffic information through screens, speakers, apps, banenor.no and static signage. Facilities at each individual station are described in [our overview of stations](#).

The customer and traffic information standard has been designed by Bane NOR in consultation with railway undertakings, with Bane NOR playing a coordinating role to ensure operator neutrality. The design of informational elements and rules relating to how information is provided at stations are based on customer insights and requirements for universal design governed by TSI PRM. See the Customer and Traffic Information Manual for a detailed description of the service.

[Customer and Traffic Information Manual](#)

Customer and traffic information constitutes the sum of deliveries from core processes on the part of Bane NOR and railway undertakings. The data is created where decisions are made and supplied to those who require information in a machine-readable format. The “master data” owner is responsible for ensuring that the quality of the supplied data provides correct, consistent, fast and useful information for travellers.

Railway undertakings are obliged to provide data in accordance with the descriptions set down in AST. Bane NOR has a duty to provide data in line with the AST and applicable national and international standards. Bane NOR provides information that is relevant to travellers through open data provided to undertakings, Entur and other participants that require information. This is done using established standards via open APIs in line with ITS legislation.

7 Service Facilities

7.1 Introduction

This section provides a detailed overview of the service facilities associated with Bane NOR's railway network, including information on access conditions, available services, and associated prices. Both Bane NOR's own service facilities and those operated by other entities are covered here. For external service facilities, you will either find information directly in the Network Statement or be referred to relevant websites with the necessary information, in line with the requirements of the Railway Regulations.

On our webpage [Infrastructure](#) you will find information about infrastructure and service facilities. This page replaces the relevant annexes in the Network Statement.

Bane NOR is part of [Rail Facilities Portal](#), a platform where service facility operators can meet their legal obligations regarding information requirements and promote their services internationally, offering a simple and effective way to reach railway undertakings and other stakeholders.

We also provide useful guidance to operators of service facilities not managed by Bane NOR. [The Common template for service facilities \(rne.eu\)](#) can be used to provide infrastructure managers with the necessary information, along with details about submission deadlines.

7.2 Service facilities overview

Service facilities connected to the railway network and the services provided at these facilities are described in the overview below as well as in the annexes referred to.

Table 1: Service facilities overview

Section 4-2 of the Norwegian Railway Regulations	Service facility	Website/Annex
a)	Passenger stations	Overview of stations
b)	Freight terminals	Overview of terminals
b)	Timber terminals	Overview of terminals
c)	Shunting tracks	Overview of terminals
d)	Storage sidings	Overview of stabling facilities
e)	Maintenance facilities	Overview of maintenance facilities
f)	Other technical facilities	Description only in Chapter 7.3.7.
g)	Maritime and inland port facilities	Overview of terminals
h)	Relief facilities	Annex 7.3.9
i)	Refuelling facilities	Annex 7.3.10

7.3 Service facilities managed by Bane NOR

7.3.1 Common provisions

7.3.1.1 Access to service facilities and associated services

In accordance with the Railway Regulations § 4-2, all operators of service facilities must provide access, including track access, to all applicants on non-discriminatory terms. This applies to both the facilities and the services offered there.

For Bane NOR's service facilities (except maintenance facilities), pricing is based on the marginal cost principle. For stations, the price is included in the minimum package of services (see part 5 for more information), as the stations are located on the main tracks. Access to tracks managed by Bane NOR leading to other service facilities is also included in the minimum package of services.

Railway undertakings and other applicants have the right to access service facilities and services operated by Bane NOR, as described in the Railway Regulations § 4-2. For access to and services in service facilities not operated by Bane NOR, applicants must contact the operator of the relevant facility directly.

- For information about content requirements for applications for capacity and services in service facilities, see Chapter 4.2.6.
- For information about the processing of applications for access to service facilities, see Chapter 4.5.3.
- For an overview of the various deadlines connected to the TT26 capacity allocation process, see Chapter 4.5.1.9.

7.3.1.2 Charging of services at service facilities

In accordance with the Railway Regulations § 6-9 (3), Bane NOR sets the charges for services in its service facilities. The price may not exceed the cost required to provide the service (here referred to as the production cost), including a reasonable profit. The production cost includes all direct and indirect costs, as well as capital costs related to the service.

Indirect costs include accounting, debt collection, payroll, auditing, personnel services, health and safety, ICT services, mail, archive, and switchboard services. Capital costs include facility depreciation and the imputed interest rate, meaning the return Bane NOR could have achieved by investing the funds used for the service instead. Therefore, the cost on which the price is based is independent of the financing method chosen (whether through loans or equity).

A "reasonable profit" is defined in the Railway Regulations § 1-7 letter n), and the price should be proportional to the actual usage of the service.

For basis for the charges for stations, siding facilities, and freight terminals, please refer to the documentation reports:

[Charges for stations](#), annex to Network Statement 2022

[Charges for stabling of passenger trains](#), annex to Network Statement 2022

[Charges for stabling of freight trains](#), annex to Network Statement 2023

[Annex 5 Access to freight terminals](#)

7.3.2 Passenger stations

7.3.2.1 General information

There are 334 operational train stations and stops associated with the railway network. These are operated and managed by Bane NOR. For descriptions of all stations, including the services that are offered to railway undertakings and passengers, see [our overview of stations](#). Contact information for each station can be found at [Bane NOR Property](#).

Below you will find an overall description of services at passenger stations.

7.3.2.2 Services

Station services include all elements associated with the operation and maintenance of the station, such as:

- interior and exterior cleaning
- corrective/preventive interior and exterior maintenance
- interior and exterior lighting
- operation and maintenance of technical installations (including lifts, ventilation systems, heating, alarm systems)
- caretaker and security services
- snow clearing/gritting of platforms and access areas.

Passenger platforms for boarding and alighting are considered part of the railway infrastructure according to the Railway Regulations § 4-1 c), and are included in the minimum package of services. This also applies to certain access roads for passengers, as well as safety and technical equipment related to the railway infrastructure.

Station services also include the provision of customer and traffic information. The service offerings vary between stations depending on their standard and size. For details about the facilities at each station, please refer to our station overview.

Bane NOR defines the standards at stations in accordance with the regulations in AST, Chapter 9.1.5. Railway undertakings cannot opt out of certain service elements that make up the station service.

7.3.2.3 Service facility description

An overview of public facilities, maps, tracks and platform information, as well as schematic track plans can be found in [our overview of stations](#).

7.3.2.4 Charges

Services specified in Chapter 7.3.2.2 are charged at the cost required to provide the service, including a reasonable profit. Charges for station services at each station are determined based on service packages. For further information about the charging of station services, please refer to the report [Charging for stations](#).

- **Single-user stations:** the annual subscription is calculated in such a way that the railway undertaking that uses the station pays the costs.
- **Multi-user stations:** the costs are distributed between users based on each undertaking's share of the total number of departures in the timetable at multi-user stations.

Table 2: Charge estimates applied to single-user stations in 2026, based on 2025 prices

Portfolio	Total costs
Traffic package 1	51 145 808
Traffic package 2	123 183 267
Traffic package 3	45 347 898
Traffic package East: Share of Gjøvikbanen	16 161 488
Traffic package East: Share of other lines	184 346 643

Table 3: Charges applied to multi-user stations in 2026, based on 2025 prices and actual passenger exchanges in 2023

Portfolio	Total costs	Departures 2023	Estimated cost per departure
Multi-user stations	317 303 985	2 366 683	134

The 2026 charges will be adjusted according to the SSB price index for the operation and maintenance of road infrastructure. For more information, see Chapter 5.8.

*Total costs for single-user stations in traffic package j +
(Departures from multi-user stations in traffic package j * Cost per departure)*

The annual subscription for undertakings without traffic packages will be equal to the number of departures from multi-user stations multiplied by the cost per departure.

7.3.2.5 Access conditions

Everyone is entitled to apply for a train path. Granted train paths must include access to stop at each station. See parts 3 Access Conditions and 4 Capacity Allocation.

7.3.2.6 Capacity allocation

See Part 4 Capacity Allocation.

7.3.3 Freight terminals

7.3.3.1 General information

The geographical location of freight terminals, a more detailed description and contact details are provided in [our overview of terminals](#) and [sidings](#).

7.3.3.2 Services

Freight terminal services include:

- issuance of licenses to operators for service activities at the terminal
- ICT solutions (including Terminal Operations System – TOS)

- sweeping, cleaning, and maintenance of the terminal area
- maintenance of tracks, overhead lines, signaling systems, and other technical equipment
- access/gate control and other security services
- outdoor lighting and electrical work (including track switch heating)
- snow clearing and salting (clearing tracks, loading docks, and access areas)
- storage area for cargo carriers.

Traffic management, meaning management of train, locomotive, and wagon movements as well as trucks at the terminal – is included in the minimum package of services.

The service offerings vary between terminals depending on the standard and size. The terminals are divided into two categories: intermodal/container terminals and timber terminals.

Freight ramps adapted for loading and unloading are part of the railway infrastructure under the Railway Regulations § 4-1 c) and are included in the minimum package of services, even when the freight ramp is adjacent to or connected to a freight terminal. The access service also applies to the use of terminal tracks.

Bane NOR does not provide shunting, loading, or unloading services at the terminal. Railway undertakings must enter into contracts with approved terminal operators for these services. The scope of service offerings varies from terminal to terminal.

For information on which terminal operators provide services at individual terminals, see [our overview of terminals](#).

The arrival tracks of freight terminals are open for trains 24 hours a day, all year round. Opening hours for the reception and dispatch of freight, as well as the arrival and departure of vehicles, may vary.

7.3.3.3 Service facility description

See [our overview of terminals](#) for descriptions of each terminal, including timber terminals and port terminals/tracks.

7.3.3.4 Charges

Access to freight terminals under the auspices of Bane NOR is priced in accordance with the marginal cost. Bane NOR has not had an economic model appropriate for cost charges for services of this type. In order to estimate the size of current operating and maintenance costs related to freight terminals and stabling sidings, Bane NOR used the cost figures for Alnabru as representative for older terminals, and Ganddal as representative for newer terminals. This gave an annual average cost of NOK 650 per metre in 2018 charges for combination/wagon load terminals, excluding tied-up capital.

Based on the track lengths at the terminals, the costs for each individual terminal were thus calculated. Based on the number of calls per terminal, the marginal costs for access to freight terminals were estimated using the ordinary least squares method. This is set out in Chapters 2.5 and 3.2.2 in [Annex 5 Access to freight terminals](#), prepared in 2016 and revised in 2024.

The costs for timber terminals will be significantly lower.

The charges for the use of intermodal/rail freight terminals are twofold: terminal charges and terminal services.

Terminal charges

Bane NOR collects terminal charges in accordance with the following rates:

Table 4: Charges for access to intermodal/rail freight terminals (2025 charges)

Terminal	Charge per train arrival
Alnabru	223
Rolvsøy	360
Kristiansand/Langemyr	360
Ganddal	360
Bergen/Nygårdstangen	360
Åndalsnes	360
Trondheim/Brattøra/Heimdal	149
Mosjøen	360
Mo i Rana	360
Fauske	312
Bodø	235
Narvik/Fagernes	360

Table 5: Charges for access to timber terminals (2025 charges)

Terminal	Charge per train arrival
Atna	30
Auma	30
Borgestad	30
Braskereidfoss	30
Bø	30
Flesberg	30
Formofoss	30
Hove	30
Hønefoss	30
Jevnaker	30
Koppang	30
Kvam	30

Terminal	Charge per train arrival
Lassemoen	30
Lunde	30
Nesbyen	30
Norsenga	30
Steinkjer	30
Støren	30
Sørli	30
Vestmo	30

Charges will only be applied to departure terminals and trains travelling at least 5 kilometres from the departure terminal.

The 2026 charges will be adjusted according to the SSB price index for the operation and maintenance of road infrastructure. For more information, see Chapter 5.8.

Terminal services

The terminal service provider charges for the services provided.

All services at freight terminals are provided by terminal operators approved by Bane NOR. Railway undertakings must enter into separate service agreements with these terminal operators.

For information about the operators at each terminal, please see [our overview of terminals](#).

7.3.3.5 Access conditions

Access conditions for the use of freight terminals are twofold: Bane NOR's access conditions and the terminal operator's terms and conditions.

Bane NOR's access conditions

The access conditions for railway undertakings to loading and unloading areas at Bane NOR's freight terminals, beyond the allocated track paths through the capacity allocation process, are as follows:

- Data must be exchanged with Bane NOR's TOS. Details are described in the [AST, Annex 2: Traffic data](#) to Bane NOR.
- Railway undertakings must have an agreement with a terminal operator that has a valid access agreement with Bane NOR, or they must enter into such an agreement themselves.
- Additional provisions are found in the [terminal handbook](#).

Terminal operators' conditions for services

For information on which terminal operators provide services at the individual terminals, see [our overview of terminals](#). For further information on freight terminals and services, see chapter 7.3.3.2.

7.3.3.6 Capacity allocation

Capacity is allocated through the capacity allocation process. See Part 4 Capacity Allocation.

In order to facilitate effective use of Bane NOR's terminals, time limits for loading and unloading has been implemented- These time limits are the bases for capacity allocation. Deviations may be accepted in cases of available rail capacity or instances where deviation from the time limits allows for a more effective use of the terminal.

Time limits for combination terminals

- **Departing trains:** 2 hours
- **Arriving trains:** 2:15 hours
- **Turn-around-time:** 3:30 hours

Time limit for timber terminals

- **Loading and unloading:** 5 hours

7.3.3.7 Principles for coordination

These principles outline what Bane NOR will emphasise when proposing capacity allocation in freight terminals during the coordination process. The purpose is to ensure neutral, predictable, and societally efficient allocation of space in loading/unloading tracks at Bane NOR's freight terminals.

Background

Bane NOR aims to accommodate as many requests for tracks in freight terminals as possible. When receiving more requests than capacity allows for, Bane NOR will attempt to coordinate the applications (see more about the coordination process in Chapter 4.5.4). In the coordination process, Bane NOR may propose how the capacity should be allocated. The proposal may, within reason, deviate from what has been applied for.

Bane NOR's freight terminals have loading/unloading tracks with varying conditions, such as track length, need for shunting capacity, proximity to depots, etc. In order to achieve the most efficient utilisation of the terminal's capacity, Bane NOR will suggest capacity allocation, taking into account the characteristics of the freight terminal, as well as the purpose and attributes of the relevant freight trains.

If the applicants do not accept Bane NOR's proposed capacity allocation, the process will proceed to dispute resolution, and potentially declaration of congestion, along with the use of socio-economic analyses to resolve the specific conflict.

Prerequisites for Capacity Requests in Freight Terminals

The applicants apply for specific loading/unloading tracks in the timetable application. As prerequisites for the timetable application, Bane NOR establishes the following requirements:

- Indicative times in loading/unloading tracks are time slots allocated to the applicant in the respective loading/unloading track. The applicant cannot demand more time in loading/unloading tracks than the provided indicative time.
- Terminal-specific operating conditions are requirements that Bane NOR imposes on railway undertakings that use the terminal. Such operating conditions include, but are not limited to, the use of loading/unloading tracks, stabling sidings, depot areas, construction periods, etc.

Terminal-specific operating conditions should be available through Bane NOR's Terminal Handbook and/or published via the start-up letter for the upcoming timetable process.

- To ensure efficient and safe terminal operations, it is necessary to have «air» between the trains. Therefore, Bane NOR may reserve some capacity for damaged wagons, or other conditions necessary for the safe operation of the terminal.

Prioritization of pre-arranged paths (PaPs Routes)

Pre-arranged Paths, or PaPs routes, are pre-constructed routes in freight corridors to/from Europe through Sweden and Denmark, in collaboration with several European countries. Norway is part of the ScanMed RFC freight corridor. These PaPs routes should include both line capacity and capacity in loading/unloading tracks. For each PaPs route, a slot in a specific terminal track is allocated. The capacity related to PaPs is defined prior to the regular capacity allocation process and is made available as predefined catalogue timetable slots that applicants may apply for. The PaPs routes, including time at the freight terminal, are pre-defined and will therefore not be changed in the capacity allocation process.

Principles for proposal of capacity distribution in coordination

If Bane NOR finds that not all applications can be fully accommodated, our proposal for terminal capacity allocation will be based on the principles listed below. The principles are prioritized as follows:

Principles for proposal of capacity allocation

1. **Train length in relation to loading/unloading track length:** long loading/unloading tracks should preferably be used for long trains.
2. **Timetable times (departure/arrival times):** loading should start as close to departure time as possible. Unloading should start as close to arrival time as possible.
3. **Minimisation of shunting:** shunting should be minimised in capacity allocation.
4. **Proximity to depot:** allocation of capacity in loading/unloading tracks should consider proximity to depots.
5. **Minimisation of changes to applications for international timetable slots:** the capacity allocation should, to the greatest extent possible, avoid altering existing international track paths in order to ensure continuity in international freight transport.
6. **Other relevant factors:** other relevant factors, including economic consequences raised by the applicant in the capacity request, will also be considered.

If applicants have applied for other tracks than the tracks they qualify for according to the principles, Bane NOR will discuss this with the applicant to explore other potential solutions.

Deviation from coordination principles

Terminals must have the option to deviate from the principles if there are operations that work better with alternative solutions. For instance, in some cases it may be more suitable to use all tracks, even if the principles will cause some tracks to be used less. If Bane NOR bases proposals for capacity allocation on factors that deviate from the coordination principles, this should be done in consultation with the affected railway undertakings and documented with written justification.

7.3.4 Marshalling yards and train formation facilities, including shunting facilities

7.3.4.1 General information

Shunting may be performed at several locations throughout Bane NOR's network. Railway undertakings offer shunting as a commercial service at certain locations. Shunting may also be performed outside of these areas by the undertakings themselves, if permitted by railway conditions.

For an overview of locations where shunting is provided as a commercial service by railway undertakings, please refer to the table below.

7.3.4.2 Services

Table 6: Railway undertakings that offer shunting at various locations

Terminal	CargoNet	Grenland Rail	OnRail	BLS Rail
Alnabru	X		X	X
Sundland (Drammen)	X	X		X
Elverum		X		X
Kongsvinger				X
Hamar				X
Halden		X		X
Kongsberg/Flesberg		X		X
Ørvik (Brevik)		X		
Borgestad				
Ganddal	X		X	X
Bergen/Nygårdstangen	X		X	X
Trondheim/Stasjon	X			X
Narvik/Fagernes	X			
Heimdal	X		X	X
Langemyr	X			X
Rolvøy	X			X
Sarpsborg	X			X
Fauske	X			
Mo I Rana	X			
Mosjøen	X			

Operators that offer shunting

For more information about operators that offer shunting:

[CargoNet](#)
[Grenland Rail](#)
[OnRail](#)
[BLS Rail](#)

At present, Bane NOR does not offer shunting. If necessary, Bane NOR can arrange contact with an undertaking that may be able to undertake shunting at locations other than those mentioned in the table above.

Kontakt Bane NOR OSS

E-post oss@banenor.no

7.3.4.3 Service facility description

For information about relevant facilities, see [our overview of terminals](#).

7.3.4.4 Charges

Charges for the use of shunting facilities are twofold: terminal charges and service charges.

Terminal charges

Bane NOR collects terminal charges. For information about rates, see Chapter 7.3.3.4.

Service charges

The provider of the shunting service charges for the service. For information about which undertakings offer shunting services at which terminals, see Chapter 7.3.4.2, Table 6.

7.3.4.5 Access conditions

Access conditions for shunting areas are as follows:

- **Allocated train path:** must comply with the capacity allocation process.
- **Agreement with Bane NOR:** railway undertakings are granted the right to use Bane NOR's shunting areas by entering into an AST agreement with Bane NOR.

Safety and other technical gear available in freight terminals is a part of the railway infrastructure according to Chapter 5.2 and is included in the minimum access package.

For information about which undertakings offer shunting services at which terminals, see Chapter 7.3.4.2, Table 6.

7.3.4.6 Capacity allocation

Capacity is allocated through the capacity allocation process. This process is described in Part 4 Capacity Allocation.

7.3.5 Storage sidings

7.3.5.1 General information

Bane NOR offers stabling at a number of locations throughout the country. For further information about each rail yard and stabling facility, please see [our overview of stabling facilities](#).

7.3.5.2 Services

The service includes “parking” of both passenger and freight trains, both during operational breaks and long-term.

Bane NOR does not offer provisioning services such as interior cleaning, etc. but railway undertakings have the opportunity to arrange for such services at Bane NOR facilities themselves.

For information about the services that are or can be provided at each facility, please see [our overview of stabling facilities](#).

Information concerning power supply for stabled vehicles at Bane NOR’s facilities

- Vehicles with their own pantographs
 - Main solution: from the overhead contact line (including redundancy).
 - Possible temporary backup solution: existing train heating posts for vehicles that can be connected.
- Vehicles without their own pantographs
 - Main solution: from train heating posts

Main terms and conditions

- Stabling under an energised overhead contact line must meet the requirements concerning electrical safety, regardless of whether power supply is received or not.
- Climbable rolling stock must not be left under live catenaries without proper area protection. For further details, see [TRV guidelines for stabling under energised overhead contact line](#).
- Requirements concerning electrical safety, including rolling stock that are considered climbable, can be found in TRV (see link above), SJN 2.9 and TJN 3.20.

7.3.5.3 Description of service facility

For descriptions of each facility, please see [our overview of stabling facilities](#).

For further information about the location and ownership of stabling sidings, please contact Bane NOR.

Kontakt Bane NOR OSS

E-post oss@banenor.no

7.3.5.4 Charges

Access to Bane NOR's stabling sidings is priced in accordance with the marginal cost and is included in the minimum access package.

Charges for the stabling of passenger trains

Stabling (parking) of passenger trains will be priced at the cost charged for performing the service, including a reasonable profit.

The stabling/parking charge comprises:

- operation and maintenance
- traffic management
- administration
- capital expenses.

The need for stabling is also established in connection with the capacity allocation process. The charges are initially a one-year "subscription" and are set on a per-metre of train material basis. There are two stabling areas: Lodalen and Drammen, the use of which is charged by the hour. The charges for these two stabling areas are also based on subscriptions but determined on the basis of the number of hours allocated.

Parking for less than one hour is free at multi-user facilities.

For further information about stabling areas, please see [Charges for stabling of passenger trains](#).

Table 7: Subscription charges for stabling/parking (2025 charges)

Stabling areas	Annual charge per metre	Hourly charge per metre
Eastern Norway	5 197	1,44
Rest of the country	2 948	0,82

Stabling is charged based on the length of the vehicle.

The 2026 charges will be adjusted according to the SSB price index for the operation and maintenance of road infrastructure. For more information, see Chapter 5.8.

Charges for the stabling of freight trains

The charges for stabling of freight trains is based on a pricing model that was implemented in 2023. For documentation, please see [Charges for stabling of freight trains](#).

The invoicing of costs for the use of stabling sidings will be based on assigned stabling in the timetable registered in the Bane NOR IT system for capacity allocation, TPS/HDVG. It is therefore important that railway undertakings submit their stabling requirements during the annual capacity allocation process or in connection with operational route planning. Stabling of unused rolling stock parked in areas owned by Bane NOR must also be reported during the annual capacity allocation process. Stabled rolling stock that is not registered in TPS/HDVG must be removed.

Operational stabling

The use of stabling sidings will be free for the first 48 hours after arrival at the terminal/stabling area.

Segmentation

There will be one rate for the use of stabling sidings in A areas and one for the rest of the country, B areas. The rate in the A areas will be higher than the rate in the B areas. In this instance, only Alnabru will be defined as an A area.

Charge unit

There will be a subscription-based charge for the use of stabling sidings for freight trains. This means that railway undertakings will pay an annual charge based on the stabling scheduled in the timetable.

Railway undertakings will pay one charge per hour per commenced 100 metres of stabled stock, depending on whether it is an operational stabling or long-term stabling and whether stabling takes place in an A or B area.

Stabling outside of the timetable

In the event of a need arising that is not included in the timetable, the railway undertakings must pay an hourly rate corresponding to the hourly rate for assigned stabling.

Cost basis and prices

The cost comprises

- operation and maintenance
- depreciation
- traffic management.

The charge shall not exceed the costs of providing the services, plus a mark-up for reasonable profit. In this case, the charges set much lower than the costs associated with providing the services. The following charges will apply from 2026:

Table 8: Charge per hour per commenced 100 metres of stock in NOK (2025 charges)

Location	Charge for the first 48 hours	Charge after the first 48 hours
Alnabru	0	31
Other locations	0	6

The 2026 charges will be adjusted according to the SSB price index for the operation and maintenance of road infrastructure. For more information, see Chapter 5.8.

7.3.5.5 Access conditions

Railway undertakings and other applicants are given the right to use tracks to rail yards/stabling facilities by entering into an AST with Bane NOR. Railway undertakings and other applicants may apply to Bane NOR for the use of Bane NOR's rail yards and any services provided by Bane NOR at such yards at the charges applicable at any time.

Use of sidings for vehicle storage:

- **Short-term storage:** applicants needing a track for storage of vehicles used in daily and regular operations must report this need during the capacity allocation process, see Part 4 Capacity Allocation.
- **Long-term storage:** applicants that need track space for long-term storage of vehicles must discuss this requirement with Bane NOR's OSS.

The following information must be included in the request:

- need for track space, in metres
- any need for additional services (such as electricity for train heating)
- preferred storage location
- axle load.

All need for access to tracks for work on vehicles, including cleaning, must take place in accordance with the rules set down in [Bane NOR's Operational Regulations "ORV" - Bane NORs Operativt Regelverk](#).

Kontakt Bane NOR OSS

E-post oss@banenor.no

7.3.5.6 Capacity allocation

Capacity is allocated through the capacity allocation process. This process is described in part 4 Capacity Allocation.

7.3.6 Maintenance facilities

7.3.6.1 General information

As of 2020, all maintenance facilities in Norway that offer services to railway undertakings are owned by Bane NOR. Nevertheless, Bane NOR has different roles at different facilities.

A number of Bane NOR's maintenance facilities are rented out through exclusive agreements, either to railway undertakings or maintenance service providers. At such facilities, Bane NOR does not provide or otherwise manage the capacity of the facility. This applies to the following facilities:

- Alnabru (Oslo)
- Bergen
- Bodø
- Brattøra (Trondheim)
- Fagernes (Narvik)
- Filipstad (Oslo)
- Flåm
- Kongsvinger
- Kvaleberg (Stavanger)
- Lodalen Fjellstallen (Oslo)

At other maintenance facilities, the capacity of the facility is provided and managed by Bane NOR. Maintenance service providers operating at these maintenance facilities do not have exclusive access.

Railway undertakings that enter into agreements for access with Bane NOR are free to use other maintenance service providers at the facilities. This applies to the following facilities:

- Grorud (Oslo)
- Lodalen (Oslo)
- Marienborg (Trondheim)
- Skien
- Sundland (Drammen)

An overview of all maintenance facilities can be found in [our overview of maintenance facilities](#).

Main principles for capacity allocation where Bane NOR operates the facility

Bane NOR is obligated to provide access to and use of facilities on objective and equal (transparent) terms for railway undertakings and other railway actors in accordance with the Railway Regulations, particularly § 4-2, and based on the railway undertakings' legitimate preparation and maintenance needs.

Bane NOR shall ensure the fair allocation of tracks, access to workshop buildings, and other workshop facilities, and shall ensure that unjustified discrimination does not take place.

However, Bane NOR may carry out necessary coordination and prioritisation to ensure optimal utilisation of workshop capacity.

7.3.6.2 Services

Bane NOR does not offer maintenance of train materials (maintenance services).

Bane NOR accommodates self-provision of maintenance services at the facilities where the capacity is provided and managed by Bane NOR. Railway undertakings are responsible for entering into their own agreements with maintenance service providers concerning such services, or must use their own resources.

For information about services at facilities where capacity is not managed by Bane NOR, please see [our overview of maintenance facilities](#).

7.3.6.3 Service facility description

For information about the services offered at each maintenance facility, please see [our overview of maintenance facilities](#). Note that discrepancies may occur as services are being developed.

7.3.6.4 Charges

To the extent that use of the facility necessitates the use of railway infrastructure charged at a rate equivalent to the minimum access package, it will be charged as part of the minimum access package. This applies regardless of who the service facility is owned by and who manages the capacity of the facility concerned.

Workshop access charges are calculated after a request for access is received and depends on a number of factors that are clarified during such a request. Workshop access is priced according to the principle of cost price with the addition of a reasonable profit.

7.3.6.5 Access conditions

Bane NOR's general access conditions are described in Part 3 Access Conditions.

For maintenance facilities where capacity is managed by Bane NOR, applicants must enter into an agreement with Bane NOR for access. Railway undertakings and other applicants wishing to enter into an agreement may contact Bane NOR via Pål Anthonsen.

Pål Anthonsen

Business Development Advisor

E-mail pal.sigurd.anthonsen@banenor.no

Maintenance service providers determine their own terms and conditions for the services provided.

Bane NOR does not determine access conditions for facilities where the capacity is not managed by Bane NOR. Please refer to Chapter 7.3.6.1 for an overview of the facilities concerned.

7.3.6.6 Capacity allocation

Track access to maintenance facilities is allocated through the capacity allocation process. This process is described in Part 4 Capacity Allocation.

The capacity at the maintenance facilities for which Bane NOR manages capacity is allocated in accordance with the "procedures for management and administration of the track use plan." For more information, please see [our overview of maintenance facilities](#) and Chapter 7.3.6.1.

Capacity allocation at maintenance facilities for which Bane NOR does not manage capacity is determined and described by the party responsible for managing capacity. For information about each maintenance facility, see [our overview of maintenance facilities](#)

7.3.7 Other technical facilities

7.3.7.1 General information

For an overview of services at other technical facilities, including cleaning and washing facilities, see [our webpage Infrastructure](#).

As of 2020, all cleaning and washing facilities are linked to maintenance facilities.

7.3.7.2 Services

7.3.7.2.1 Deicing facilities

There is one de-icing facility in Norway, located at the Alnabru freight terminal. This facility is designed to handle up to 4,000 meters of freight trains per day.

7.3.7.2.2 Installations in connection with "Condition monitoring of rolling stock"

Four wheel defect detectors and three acoustic bearing defect detectors (2024) are connected to a central monitoring system (as of October 2024, FleetONE), owned and operated by Bane NOR. Passing

through the respective detectors provides a status update for all wheels and wheel bearings on the train, identifying wheel flats, bearing defects, and other wheel damage.

Railway undertakings are responsible for the regular monitoring of the condition of their rolling stock using the service. They are also accountable for leveraging the benefits of the system, something Bane NOR strongly encourages.

Additionally, one more wheel flat detector is linked to other systems (not publicly accessible). Its primary function is hot-box detection.

In cases where infrastructure is damaged and there is suspicion that the damage was caused by faulty rolling stock, the system may be used to determine responsibility. This could result in claims for compensation from the responsible party, potentially a railway undertaking.

FleetONE is accessible through a web interface. To gain access, follow the provided link and click on "Register" in the top-right corner. Access must be approved by an administrator. Therefore, it is also necessary to contact OPM support, providing details about the purpose of access.

FleetONE	Contact OPM Support
Log in	Telephone +47 73410110
	E-mail opm.brugerstotte@banenor.no

Principles for RFID tagging of trains and wagons

All rolling stock must be equipped with RFID tags. The railway undertaking is responsible for ensuring that all trains and wagons are fitted with RFID tags in accordance with applicable principles and that the ID structure of the tags is correct. RFID is used to identify rolling stock within the monitoring system, enabling clear and rapid notifications to the railway undertaking in cases of wheel flats and/or bearing defects.

Since RFID tagging is mandatory, Bane NOR may impose sanctions on railway undertakings that fail to comply with this requirement.

Download the guidelines for RFID

[Principles for RFID marking of trains or wagons](#) (PDF 164,61 KB)

Overheating detectors

As of October 2024, Bane NOR has one operational overheating detector, located at Gravhalsen on the Bergen Line.

Data from this detector is not available.

7.3.7.3 Service facility description

Table 9: Available wheel damage detectors/wheel flat detectors

Location	Line	Details	FleetONE
Langum	Sørlandsbanen	Between Gulskogen station and Mjøndalen station	Yes
Huseby	Drammensbanen, left main track	Between Brakerøya station and Lier station	Yes
Skatval	Nordlandsbanen	Between Skatval station and Langstein station	Yes
Straumsnes	Ofofbanen	Between Djupvik station and Straumsnes station	Yes
Gravhalsen	Bergensbanen	Between Myrdal station and Upsete stop	No

Table 10: Available acoustic-bearing damage detectors

Location	Line	Details	FleetONE
Huseby	Drammensbanen, both main tracks	Between Lier station and Brakerøya station	Yes
Skatval	Nordlandsbanen	Between Skatval station and Langstein station	Yes
Straumsnes	Ofofbanen	Between Djupvik station and Straumsnes station	Yes

Table 11: Available hot box detectors

Location	Line	Details
Myrdal	Bergensbanen	Before the Gravhals tunnel in the Bergen direction

7.3.7.4 Charges

The charges for support, set-up and customisation of the system for individual railway undertakings, as well as training courses, will be determined based on the agreement each undertaking wishes to enter into with the system supplier. As a minimum, the agreement must include the registration of the undertaking's RFIDs in the system and that adequate maintenance levels can be maintained.

A direct agreement with the supplier provides access to remote support and other benefits. For example, the supplier will be able to assist in the integration with the railway undertakings' own systems (data

export, export of work orders). The supplier will also be able to improve the reference values for the specific wheel bearing models used by the undertaking, as well as customising other parameters. There is also an option for the development of new desired functionality.

7.3.7.5 Access conditions

Not applicable.

7.3.7.6 Capacity allocation

Not applicable.

7.3.8 Maritime and inland port facilities

7.3.8.1 General information

Overview of port facilities linked to railway activities can be found in [our overview of terminals](#).

7.3.8.2 Services

Bane NOR does not offer any services at port facilities. Please see [our overview of terminals](#) for information about the services that are offered at each facility.

7.3.8.3 Service facility description

Information concerning port terminals with railway links has been provided for each port. See description in [our overview of terminals](#).

7.3.8.4 Charges

Each port facility provider will determine the charges for its services. For more information, see [our overview of terminals](#).

7.3.8.5 Access conditions

See [our overview of terminals](#).

7.3.8.6 Capacity allocation

Track access to and from port facilities is allocated through the capacity allocation process. This process is described in Part 4 Capacity Allocation.

7.3.9 Relief facilities

7.3.9.1 General information

The main purpose of the contingency terminal is for loading and unloading operations for freight trains in instances where freight trains are unable to reach the destination terminal due to unforeseen circumstances.

Bane NOR has an emergency response portal (Beredskapsportalen) containing information about emergency response, available via the portal.

[Emergency Response Portal](#)

Emergency response information covering alerting protocols, incident handling, communication procedures, and coordination during emergencies.

7.3.9.2 Services

Bane NOR facilitates independent delivery of loading/unloading services at its relief facilities.

7.3.9.3 Service facility description

There are relief facilities at the following locations:

- Kvam
- Palmafoss Voss
- Støren
- Steinkjer

See [Annex 7.3.9 Relief facilities](#) for more information.

7.3.9.4 Charges

The user of the terminal shall cover Bane NOR's costs for operation and maintenance of the contingency terminal, unless otherwise agreed. Costs that will be invoiced are variable, and shall cover operations and maintenance as a result of use (including snow removal, paving/gritting and repair of damage).

7.3.9.5 Access conditions

Conditions for the use of relief facilities for contingency terminals:

1. **Main purpose:** the contingency terminal is for loading and unloading operations for freight trains in instances where freight trains are unable to reach the destination terminal due to unforeseen circumstances.
2. **Secondary use:** the contingency terminal may also be used for other purposes. Conditions for secondary use are that operations that use the contingency terminal shall make the area available within four hours upon receipt of notification that the terminal needs to be used for its main purpose.

7.3.9.6 Capacity allocation

Track access is allocated through the capacity allocation process. This process is described in Part 4 Capacity Allocation.

7.3.10 Refuelling facilities

7.3.10.1 General information

Togdiesel AS offers refuelling facilities at the following locations:

- Alnabru
- Bodø
- Hamar
- Trondheim - Marienborg
- Mo i Rana
- Røros
- Steinkjer
- Støren
- Åndalsnes

A list of Togdiesel AS' refuelling facilities is provided in [Annex 7.3.10 Refuelling facilities](#).

Fuel supply is offered at all refuelling facilities mentioned in [Annex 7.3.10 Refuelling facilities](#).

7.3.10.2 Services

The service provided by Togdiesel AS consists of access to pumps for refuelling of rolling stock, as well as the associated supply of fuel supplied by Circle K. The service is the same at all facilities mentioned in Chapter 7.3.10.1.

7.3.10.3 Service facility description

All facilities mentioned in Chapter 7.3.10.1 and described in [Annex 7.3.10 Refuelling Facilities](#) are compatible with all locomotives and motor vehicles that currently operate in the railway network, as well as the new Type 76.

In the event of questions concerning technical compatibility, please contact Bane NOR via Jan Lutterloh.

Jan Lutterloh

Regional manager

E-mail jan.lutterloh@banenor.no

7.3.10.4 Charges

The railway undertaking pays for diesel in accordance with the prevailing market price, as well as a fee for the operation and maintenance of diesel tank facilities. This fee covers the railway undertaking's share of the total costs for technical and administrative operations, which are shared between Togdiesel AS, Circle K Norge AS, and Circle K's subcontractors.

These fixed costs are invoiced to the railway undertaking in addition to the prevailing price per litre. In addition to the price per litre, which is adjusted monthly based on market prices and government fees, operational measures may affect costs. Examples of such costs include:

- long-term depreciation of existing and new investments in technical facilities, and rental of diesel tank facilities
- land rental for the required area for the diesel tank facility, including access for tanker lorries
- costs for technical operations, corrective and certified maintenance of diesel refuelling facilities
- administrative and accounting management of the diesel tank facilities, including specific consumption reporting carried out by Circle K Norge AS, as well as costs for Circle K's use of operational services provided by its subcontractors
- ongoing procurement of diesel at market price (Platts quote for ULSD 10 PPM construction diesel)

- applicable taxes and fees, supply and infrastructure costs, quality surcharges, and transportation surcharges.

These costs are adjusted annually in line with the Consumer Price Index (CPI), along with a reasonable profit margin. The railway operator is hereby notified that this adjustment will occur every year.

Togdiesel AS applies a margin of 20 øre per litre for pre-financing and bulk purchasing of diesel. This margin can be adjusted and renegotiated every two years, with the first review scheduled for 1 January 2026.

7.3.10.5 Access conditions

To use railway infrastructure that provides access to fuel filling facilities, applicants must enter into an access rights agreement (AST) with Bane NOR.

Applicants must also enter into agreements with Togdiesel AS and the fuel supplier Circle K to gain access to the fuel facilities. These agreements apply to all relevant facilities. Access is only granted to railborne equipment, and rail/road machines do not have access to these facilities. Once the agreement with Togdiesel AS and Circle K is signed, an electronic card will be issued, which must be kept in the vehicle and used during refuelling.

Please contact Jan Lutterloh to enter into an access agreement.

Jan Lutterloh

Regional manager

E-mail jan.lutterloh@banenor.no

7.3.10.6 Capacity allocation

Track access is allocated through the capacity allocation process. This process is described in Part 4 Capacity Allocation.

Annexes

[2.2.1 Line map](#)

[2.2.2.2 Connecting railway networks](#)

[2.3.4.1 International loading gauge](#)

[2.3.4.2 Dynamic gauge](#)

[2.3.4.3 Multipurpose wagon gauge](#)

[2.3.5.1 Axle load](#)

[2.3.5.2 Metre weight](#)

[2.3.6 Line gradients](#)

[2.3.7 Line speed](#)

[2.3.9 Electrified lines](#)

[2.3.11 Traffic control areas](#)

[2.3.12 Communication systems](#)

[2.3.13 Automatic train control systems](#)

[2.3.13.2 Communication for ERTMS](#)

[2.4.2.3.1 Sections vulnerable to landslides](#)

[2.4.2.3.2 Animal collisions](#)

[2.4.4 Tunnels](#)

[3.3.2 Agreement on track access and use of services \(AST\)](#)

[4.2.4.2 Application for capacity and services in service facilities](#)

[4.6.3 Method for socio-economic valuation of train path allocation](#)

[5 Access to freight terminals](#)

[5.2.5 Oslo Economics \(2022\) "Segments in passenger and freight traffic on Norwegian railways"](#)

[5.3.2.1 Basic charge](#)

[5.3.2.3 Mark-ups](#)

[7.3.9 Relief facilities](#)

[7.3.10 Refuelling facilities](#)

Bane NOR 19 December 2024

Case number: 202413462.